

COMPREHENSIVE MULTI-AGENCY JUVENILE JUSTICE PLAN



JUVENILE JUSTICE CRIME PREVENTION ACT (JJCPA)
YOUTHFUL OFFENDER BLOCK GRANT (YOBG)

2021 CONSOLIDATED ANNUAL PLAN





TABLE OF CONTENTS

- JUVENILE JUSTICE COORDINATING COUNCIL (JJCC) MEMBERS 1
- JUVENILE JUSTICE COORDINATING COUNCIL WORKGROUP (JJCCWG) MEMBERS..... 2
- OVERVIEW..... 3
- DEMOGRAPHIC & POPULATION TRENDS 4
 - A. Crime Trends..... 4
 - B. Demographics 6
 - C. Supervised Population Trends 8
- ASSESSMENT OF EXISTING SERVICE..... 10
 - A. Existing Community Resources 10
 - B. Youth Service Gaps 12
 - C. Current Service Challenges 12
 - i. COVID-19..... 13
 - ii. Information Sharing 13
 - iii. Engagement and Retention in Programming 13
- IDENTIFYING AND PRIORITIZING FOCUS AREAS 13
 - A. Goals 14
 - B. Objectives 14
- JUVENILE JUSTICE STRATEGIES 15
 - A. Risk and Needs Assessment Tool..... 15
 - B. Risk-Needs-Responsivity Model..... 16
 - C. Evidence-Based Interventions 16
 - D. Racial and Ethnic Equality and Inclusion (REEI) 16
 - E. Commercially Sexually Exploited Children (CSEC) 17
 - F. The Juvenile Justice Coordinating Council (JJCC) Workgroup..... 17
 - G. Marijuana Education Classes 17
 - H. Targeted Interventions/ Alternative Sanctions 17
 - I. Diversion 17
 - J. Reimagining Juvenile Justice (RJJ) Strategic Initiatives 18
 - K. South Coast Youth Safety Partnership (SCYSP)..... 19
 - L. Collaborative Efforts of Youth-Serving Partners and Agencies 19
- FUNDED PROGRAMS AND SERVICES 20
 - A. Department of Behavioral Wellness (DBW) – Assessment & Aftercare..... 20
 - i. Assessments..... 20
 - ii. Engagement and Linkage 20
 - iii. Treatment 20
 - iv. Child and Family Teams (CFT) 20



- B. Risk-Need-Responsivity (RNR) Community Supervision Model..... 21
- C. Evidence-Based Treatment Interventions 21
 - i. Family Focused Interventions 21
 - ii. Cognitive-Behavioral Treatment (CBT) Programs 21
 - iii. El Joven Noble 21
 - iv. Mentoring 21
 - v. Youth Supports Funds 22
 - vi. Sex Offender Treatment 22
 - vii. Marijuana Education Classes 22
 - viii. Alternative Sanctions/Target Inventions 22
- D. Program Evaluation and Analysis..... 22
- E. Diversion 22
 - i. Youth Empowerment Services (YES) 22
- F. Institutions Behavioral Aid..... 22
- G. Whole Youth Project..... 22
- H. Youth Supports Funds..... 23
- STRATEGIES FOR NON-707(b) WIC 23
- REGIONAL AGREEMENTS 24
- INFORMATION SHARING & DATA COLLECTION..... 24
- CLOSING 25
- ATTACHMENTS..... 27

The FY 2021-2022 Comprehensive Multi-Agency Juvenile Justice Plan
may also be viewed online at:

<https://www.sbprobation.org>



JUVENILE JUSTICE COORDINATING COUNCIL MEMBERS

MEMBERS:

- **William Brown**, Sheriff-Coroner
County of Santa Barbara Sheriff's Office
- **Alice Gleghorn**, Ph.D., Director
County of Santa Barbara Department of Behavioral Wellness
- **Gregg Hart**, 2nd District Supervisor
County of Santa Barbara
- **Tanja Heitman**, Chief Probation Officer (Chair)
County of Santa Barbara Probation Department
- **Tracy Macuga**, Public Defender
County of Santa Barbara Office of the Public Defender
- **Mona Miyasato**, County Executive Officer
County of Santa Barbara Executive Office
- **Bob Nelson**, 4th District Supervisor
County of Santa Barbara
- **Mag Nicola**, Chief Deputy District Attorney
County of Santa Barbara Office of the District Attorney
- **Daniel Nielson**, Director
County of Santa Barbara Department of Social Services
- **Roland Kelly**, Chair
Juvenile Justice Delinquency Prevention Commission (JJDP)
- **Darrel Parker**, Court Executive Officer
Superior Court of California, County of Santa Barbara
- **Susan Salcido**, Ed.D., Superintendent
Santa Barbara County Education Office

TWO-YEAR MEMBERS:

- **Michael Cash**, Police Chief
Guadalupe Police Department
- **Matt Hamlin**, Director
Coast Valley Substance Abuse Treatment Center
- **Michelle Kerwood**, Director of Child & Adolescent Treatment Programs
Council on Alcoholism and Drug Abuse
- **Marc Schneider**, Police Chief
Santa Maria Police Department
- **Saul Serrano**, Coordinator
South Coast Youth Safety Partnership/CommUnify
- **Victor Vega**, Community Member
- **Jill Sharkey**, Ph.D., Associate Dean for Research and Outreach
Gervitz Graduate School of Education University of California, Santa Barbara
- **Billi Jo Starr**, Ph.D., Executive Director and Co-founder
Freedom 4 Youth
- **Todd Stoney**, Captain
Santa Barbara Police Department
- **Kathrine Wallace**, Coordinator, Education Services
Lompoc Unified School District
- **Brian Zimmerman**, Director of Pupil Personnel Services
Santa Maria Bonita School District



JUVENILE JUSTICE COORDINATING COUNCIL WORKGROUP

- **Holly Benton, Deputy Chief Probation Officer**
Probation Department
- **Ethan Bertrand, 2nd District Representative**
Supervisor Hart's Office
- **Shana Burns, MFT, Santa Maria Regional Manager**
Department of Behavioral Wellness
- **Amy Krueger, Deputy Director, Adult & Children Services**
Department of Social Services
- **Sol Linver, Undersheriff**
Santa Barbara Sheriff's Office
- **Mag Nicola, Chief Deputy District Attorney**
Office of the District Attorney
- **Lea Villegas, Chief Trial Deputy**
Office of the Public Defender
- **Frann Wageneck, Assistant Superintendent**
Santa Barbara Unified School District
- **Alana Walczak, President and CEO**
CALM – Child Abuse Listening Mediation
- **Alison Wales, Associate Director**
North County Rape Crisis and Child Prevention Center



OVERVIEW

The Juvenile Justice Crime Prevention Act (JJCPA) was enacted in 2000 (AB 1913) and provides counties with a reliable funding source for local programs and services aimed at reducing juvenile crime and delinquency as codified in Government Code Section 30061. It mandates a local Juvenile Justice Coordinating Council (JJCC) whose multidisciplinary membership collaborates on identifying local needs, supports the development of relevant programs, and considers budget priorities. Additionally, it requires the development of a Comprehensive Multi-Agency Juvenile Justice Plan (CMJJP) that is updated annually and submitted to the Board of State and Community Corrections (BSCC), the State agency that oversees the JJCPA. The CMJJP addresses local delinquency issues, identifies service needs and gaps, sets goals and priorities, and reports on local juvenile efforts and initiatives. Changes to this year's Plan include: updated demographics and population trends; analysis of existing services; updates to funded services; updated goals and objectives; and updated juvenile justice strategies.

In Santa Barbara County, the CMJJP incorporates aspects of the JJCPA and the Youthful Offender Block Grant (YOBG) requirements in order to illustrate a complete picture of how funded programs, services, and strategies serve youth and families in our County. The County uses JJCPA funding for four (4) strategic priorities: Probation supervision resources; behavioral health assessments; diversion; and community-based treatment interventions. Probation officers in all area offices provide strength-based risk-needs-responsivity interventions and case management to approximately 170 youth identified as high or medium-risk for reoffending. Behavioral health clinicians conduct comprehensive assessments that identify the needs and assets of clients to inform case planning and referrals. Community-based interventions are carried out by contracted private organizations providing a wide range of evidence-based services. These include diversion away from the juvenile justice system, as well as individual/group targeted interventions to respond to youth behaviors and address risk/needs factors.

YOBG funding additionally supports: risk and needs assessment; intensive community supervision; community-based services, including mentoring, marijuana education classes, and targeted intervention programs; the collection and analysis of data related to youth outcomes and program performance; and behavioral supports to youth in custody.

Together with existing community supports and services, and the efforts of many youth-serving community-based and county organizations, JJCPA and YOBG allow the County to provide a continuum of services, supervision and supports for youth and families countywide.

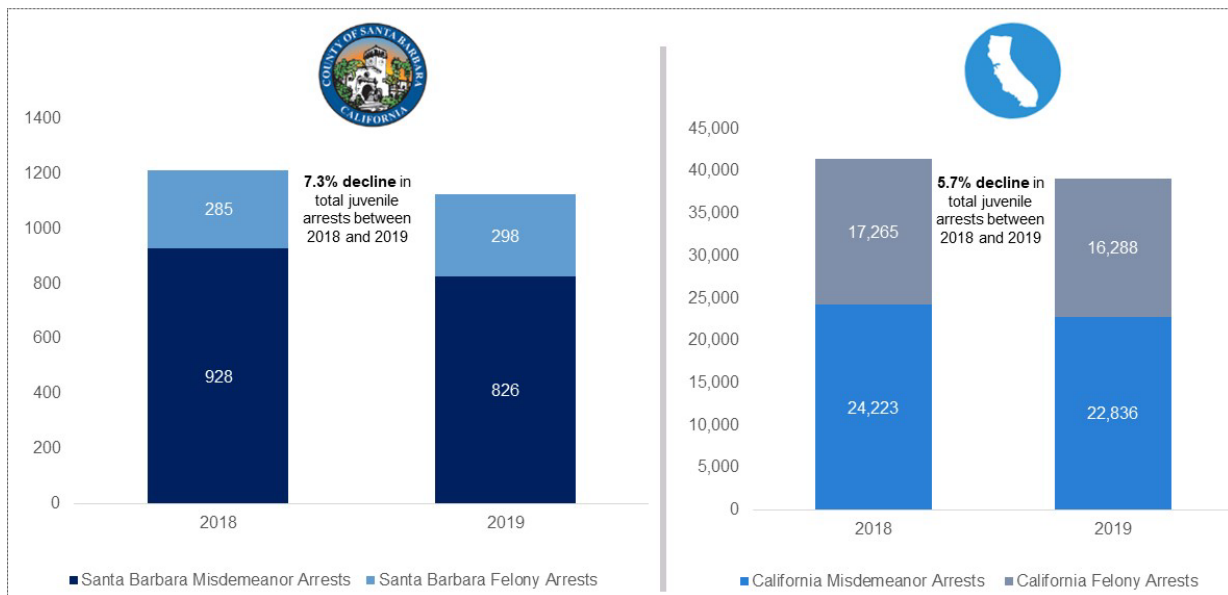
DEMOGRAPHIC & POPULATION TRENDS

I. Crime Trends

The Center for Juvenile and Criminal Justice (CJCJ)¹ notes that California’s 2019 crime rate was the lowest in recorded state history. Between 2018 and 2019, the state’s total crime rate declined 3% from 2,768.5 offenses per 100,000 people to 2,687. Locally, Santa Barbara County’s crime rate continues to remain below the state average. Between 2018 and 2019, total crime in Santa Barbara County decreased 23%, from 1964.2 offenses per 100,000 people in 2018 to 1897.6 offenses per 100,000 people in 2019.

Juvenile arrests (by number of youth) are also declining both at the county and state level with the county’s total arrests declining at a greater rate than that of the state [Figure 1]².

Figure 1: Total Number of Juvenile Arrests



Although total arrests have declined between 2018 and 2019 at both the county and state level-the proportion of arrests has become increasingly comprised of felony offenses at the county level-increasing from 23% to 27% of the total county arrests in 2019 [Figure 2]³.

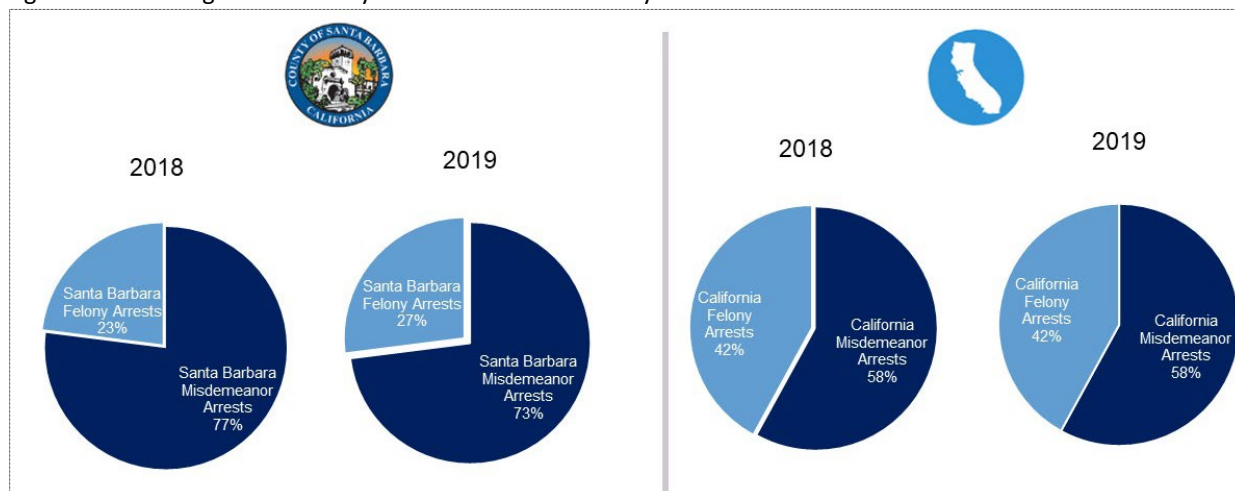
¹ Data from: www.cjcj.org/uploads/cjcj/documents/californias_2019_crime_rate_is_the_lowest_in_recorded_state_history.pdf

² Source: <https://openjustice.doj.ca.gov/exploration/crime-statistics/arrests>

³ Source: <https://openjustice.doj.ca.gov/exploration/crime-statistics/arrests>



Figure 2: Percentage of Arrests by Misdemeanor and Felony

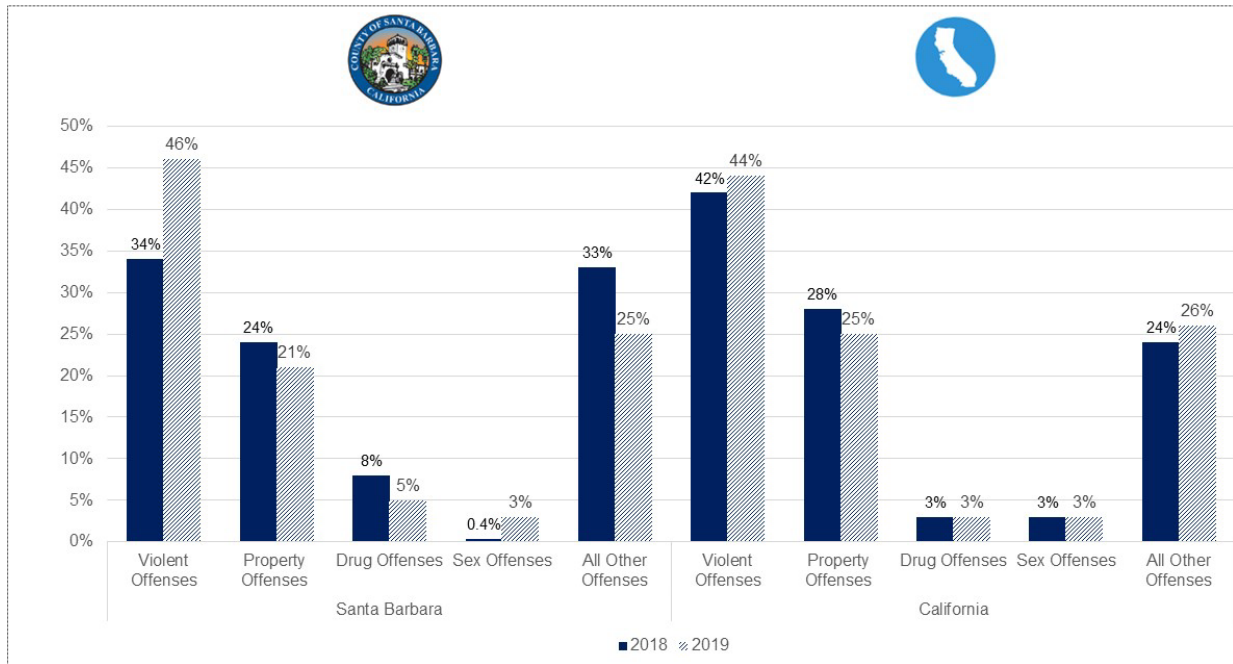


While total arrests [Figure 3]⁴ declined 7.3% between 2018 and 2019 and almost 6% statewide, the percentage of felony arrests for violent crimes increased both locally and statewide. These are crimes committed against people-including homicide, rape, robbery, and aggravated assault. The percentage of juvenile felony arrests for property crimes-such as burglary, motor vehicle theft, and larceny-theft- decreased both locally and statewide. Felony arrests for crimes related to the control, possession, sale, and use of controlled substances declined locally. Of the 27% of felony arrests locally in 2019, 3% of that total was for sex offenses up from one (1) felony sex offense arrest in 2018 to ten (10) in 2019. Finally, ‘all other’ offenses – such as simple assault, loitering, disorderly conduct, or driving under the influence-this category of offenses decreased at the local level and increased at the state level.

⁴ Source: <https://openjustice.doj.ca.gov/exploration/crime-statistics/arrests>



Figure 3: Percentage of Total Felony Arrests by Crime Type



II. Demographics

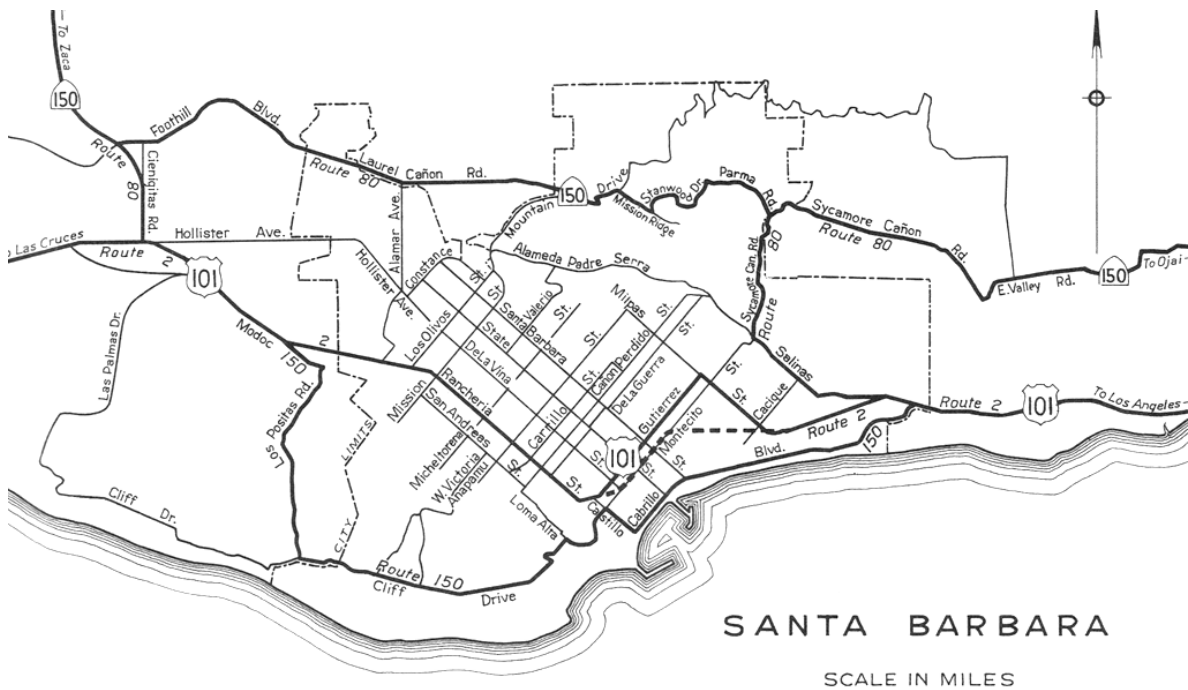
According to the 2019 American Community Survey, the County of Santa Barbara has a total population of 444,829 people with just about 20% of that total, or 99,184 people, under the age of 18. The County is diverse not only in its geography but also in the profile and needs of each of its communities. Nearly 81% of the Santa Barbara County population over the age of 25 is a high school graduate or greater. Figure 4 demonstrates how that percentage changes when the County as a whole is compared with the cities of Santa Barbara, Santa Maria and Lompoc. Differences between the cities and the County are also evident when comparing the profile of those foreign born; language other than English spoke at home, as well as various economic characteristics. The 2019 median income of the County was just over 74K. Figure 4 also displays the percentage of households below that median as well as the households receiving Supplemental Nutrition Assistance Program (SNAP) benefits, or food stamps, as well as the percentage of people below the federal poverty level, or \$25,750 per year for a family of four (4) in 2019.



Figure 4: Population Profile of Santa Barbara County

	County of Santa Barbara	City of Santa Barbara	City of Santa Maria	City of Lompoc
Population (age 25+) high school graduate or higher	80.9%	85.9%	60.2%	76.3%
Foreign Born	23.0%	22.2%	34.9%	24.4%
Language other than English spoken at home	40.3%	34.6%	65.6%	43.3%
% of households below County median income of \$74,624	-	49.0%	59.0%	63.8%
% of households receiving food stamp/SNAP benefits in past 12 months	8.0%	5.3%	13.5%	19.1%
% of people whose income in last 12 months is below poverty level ~\$25,750 per year for a family of four	13.5%	12.5%	14.5%	17.3%

Source: 2019 American Community Survey



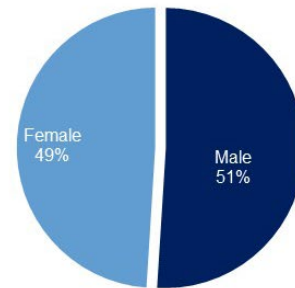
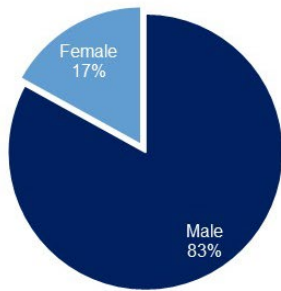
III. Supervised Population Trends

Locally, the supervised population is primarily male (83%), between the ages of 15 to 18 years old (83%) and Hispanic (88%) at a greater concentration than that of the County youth population overall.

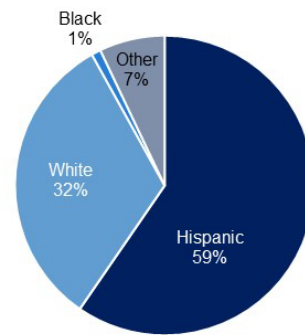
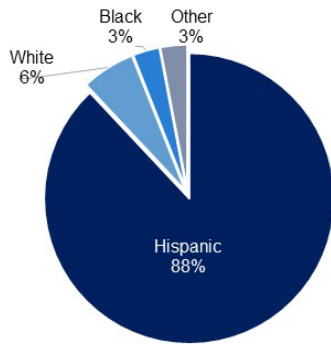
Figure 5: Demographic Comparison of Supervised Youth vs. County Youth Population



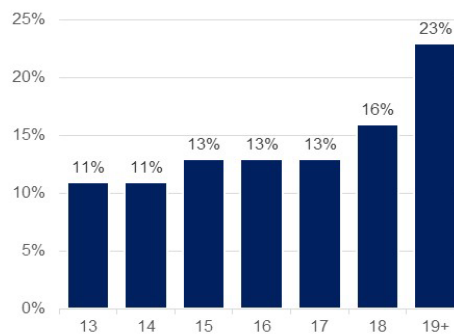
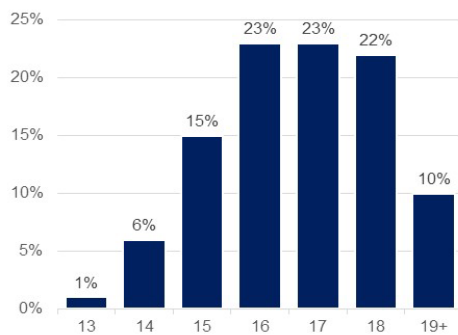
Gender



Race/Ethnicity



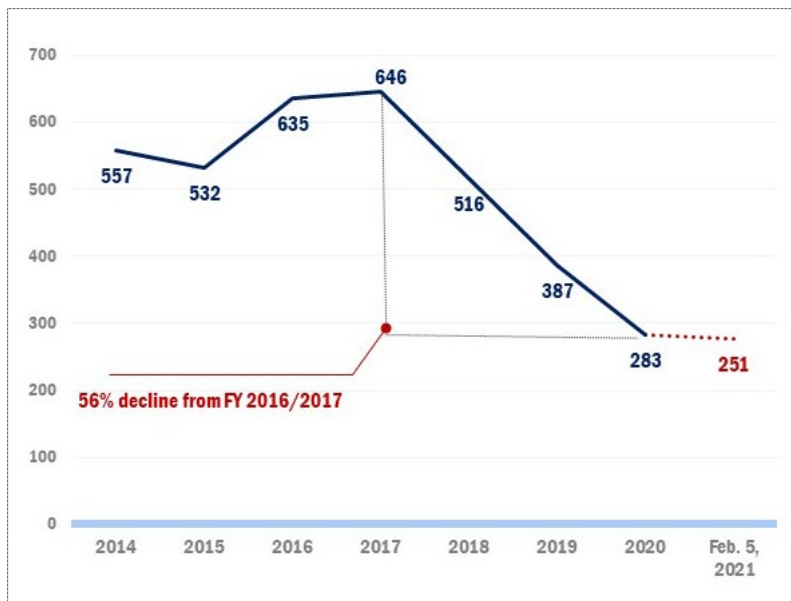
Age





Youth under supervision of the Probation Department are assessed with a comprehensive evidence-based tool, the Positive Achievement Change Tool (PACT), to assist with individualizing the approach for each youth. The PACT allows the Department to identify the youth’s risk to re-offend and their criminogenic needs. With that information, officers tailor interventions and responses to each youth and family. As of November 10, 2020, the Department had completed 523 PACT assessments. Of those youth assessed, approximately 55% were identified as high-risk to reoffend, 22% moderate and 23% low⁵. The juvenile supervision caseloads have been designed to allow officers sufficient time and resources to be proactive in their case management of those youth that pose the greatest degree of risk to the community and have the highest need.

Figure 6: Supervised Juveniles on June 30th



Overall, the Santa Barbara County Probation Department continues to experience a decline in the number of juveniles supervised, down 27% from the previous fiscal year and down 56% since its high in FY 2016-17 [Figure 6]. The decrease is driven exclusively by the drop in supervised WIC 602 misdemeanants – down 32%.

In the last fiscal year, the Department experienced a 19% decrease in misdemeanor referrals and a 16% increase in felony referrals-coinciding with the increase in felony arrests [Figure 1&2]. Of the total number of youth supervised on June 30, 2020, 10% were on some type of diversionary supervision (654. 654.2, 725(a), 725(b), 790 WIC). Finally, the number of youth in out of home placement on June 30, 2020 was four (4). As of February 5, 2021, that number had been reduced further to two (2) youth.

Through collaboration with all justice partners, effective strategies to focus supervision and services on higher-risk youth have been identified and deployed. The County and all youth-

⁵ PACT risk level report as of 11/10/20



serving agencies remain committed to addressing racial and ethnic equity and inclusion system-wide. More information regarding specific goals and objectives developed is available in the “Identifying and Prioritizing Focus Areas” of this document (see page 13).

ASSESSMENT OF EXISTING SERVICES

I. Existing Community Resources

Many public and private agencies and organizations throughout the County provide both direct and indirect interventions that seek to positively impact youth involved in or at risk of entering the juvenile justice system. All areas of the County benefit from such programs. Probation has formal agreements with providers for family therapy, safety skill development group counseling, mentoring, and interventions for Probation-supervised youth. Youth can also be referred to community-based providers for family therapy as part of an agreement with the Department of Behavioral Wellness (DBW). Some of these programs are also provided in the custody setting. Probation also has formal agreements with the Council on Alcoholism and Drug Abuse (CADA) to provide community-based diversion interventions through the grant-funded Youth Empowerment Services program, and legally required cannabis education classes for youth cited for marijuana possession through Fighting Back Santa Maria Valley.

Youth may also be referred to various community-based programs outside of any agreement with Probation. Some of these providers offer interventions that support academic achievement, vocational skill development and employment preparedness, counseling that addresses trauma and abuse, substance abuse interventions, and support activities. As an example, in the Santa Barbara/South County area, agencies that provide these services include the State Department of Rehabilitation, Child Abuse Listening Mediation (CALM), Daniel Bryant Youth Center, Cal-SOAP, Santa Barbara Mental Wellness Center, and Evolve.

Additionally, local school districts support their student population and families in a variety of ways, both in terms of academics and engagement. For example, Santa Barbara Unified has an after-school program and conducts youth outreach activities. The district also has a triage system for determining mental health needs.

The Community Engagement Team of the South Coast Youth Safety Partnership (SCYSP) seeks to meet the needs of youth and families through collaboration and partnering across various disciplines and service areas. The group meets regularly and identifies avenues to helping youth



and families overcome barriers and achieve success. Probation is represented on this team as well as the broader Partnership.

In Lompoc, in addition to some of the services available in other regions, CADA has been awarded a Federal grant through the Office of Juvenile Justice and Delinquency Prevention to operate the Lompoc Youth Resiliency Project, a school based initiative to work with youth exposed to gang violence who attend three (3) elementary and middle schools located in areas with increased gang activity. Through another Federal Grant, the Lompoc Unified School District will be developing its Lompoc Youth Violence Prevention Project in the first part of 2021. This effort seeks to address disruptive on campus behaviors that impact student achievement and safety.

Law enforcement agencies across our county are involved in and engaged with their communities, and all of them capture and report crime statistics and data, to varying degrees. As an example, the Santa Maria Police Department is able to identify incidents involving youth and map them for a visual presentation. Using this method of analysis, Probation has identified the area roughly framed by the Broadway corridor between Battles Road and Donovan Road as a neighborhood where further services and interventions may be needed. Other data points that might be mapped would further inform decision-making, such as the locations of schools, neighborhood resources, and recreational opportunities. Probation will continue coordinating with law enforcement agencies, based upon their data capacity and ability to share this data, to obtain juvenile-related offense data and illustrate potential additional areas of focus.

The DBW offers a number of programs throughout the county, including services for transitional age youth, prevention services, children's mobile crisis services, and school-based mental health programs. In addition, they offer resiliency services for youth who are at risk of sexual exploitation. Their network of licensed mental health professionals provides short-term outpatient individual, family and group therapy for Medi-Cal beneficiaries with specialty mental health needs. They additionally provide JJCPA and YOBG-funded services for justice-involved youth, outlined later in this Plan.

Social Services/Child Welfare offers prevention and intervention programs and assistance to families, including food and cash aid, job services, and health coverage. They administer child welfare services countywide, including adoptions, resource families, foster care placement, Independent Living Skills (ILP), and community networks such as Kids Network to improve communication among child-serving agencies.

Santa Barbara County uses JJCPA funding for four (4) strategic priorities: Probation supervision



resources; behavioral health assessments; diversion; and community-based treatment interventions. Probation officers in all area offices provide strength-based risk-needs-responsivity interventions and case management to approximately 170 youth identified as high or medium risk for reoffending. Behavioral health clinicians conduct comprehensive assessments that identify the needs and assets of clients to inform case planning and referrals. Community-based interventions are carried out by contracted private organizations providing a wide range of evidence-based services. These include diversion away from the juvenile justice system, as well as individual/group targeted interventions to respond to youth behaviors and address risk/needs factors.

YOBG funding additionally supports: risk and needs assessment; intensive community supervision; community-based services, including mentoring, marijuana education classes, and targeted intervention programs; the collection and analysis of data related to youth outcomes and program performance; and behavioral supports to youth in custody. Together, JJCPA and YOBG allow the County to provide a continuum of services and supports for youth and families countywide.

II. Youth Service Gaps

The CMJJP annually identifies areas where gaps exist in the local juvenile justice system as well as any challenges that can impede progress toward goals and objectives, and in carrying out the operations of the local juvenile justice system locally. Ongoing service gaps have been identified in the following five (5) areas:

- Countywide violence prevention programs and interventions which are culturally responsive; the County notes the disproportionate number of youth of color who are justice-involved and have some level of gang involvement
- Mental health treatment for youth prior to juvenile justice involvement
- Substance abuse treatment options, on a continuum from community intervention to in-patient treatment
- Intervention and treatment for commercially sexually exploited children (CSEC) and those at risk of CSEC, as well as gender-responsive interventions for these youth
- Community-based, pre-juvenile-justice prevention and intervention services for youth

III. Current Service Challenges

Through the efforts of county and community agencies, gaps in services have been addressed over the course of subsequent years, and been mitigated by implementation of specific services. However, our youth continue to experience challenges, which require further assessment and evaluation:



- **COVID-19** - The ongoing COVID-19 pandemic has impacted the ability of public and private agencies to effectively deliver services and provide programming because of health concerns and attendant government restrictions. The ability to provide in-person services is nearly non-existent and a shift to virtual solutions has limited success, especially for programs that rely on a group dynamic. Further, some youth and families have limited means to participate in virtual meetings. Youth are struggling to engage and remain focused on schoolwork as their classes shifted to virtual formats, and experienced learning setbacks as a result.
- **Information sharing** - The ability of agencies and organizations to move information easily between parties to a youth’s case is often limited by Federal and State laws that control the circumstances under which confidential information can be shared. Local efforts are underway to explore ways to create opportunities to make information sharing less complicated and reliant on releases while remaining consistent with controlling laws.
- **Engagement and Retention in Programming** - Partly exacerbated by the pandemic, youth engagement in treatment interventions remains challenging, especially with Probation’s primary diversion initiative where difficulties in contacting and engaging families has hindered program efforts to provide this unique opportunity to receive individualized assistance.

IDENTIFYING & PRIORITIZING FOCUS AREAS

Santa Barbara County’s goals and objectives were developed based upon the current population and needs of youth in the county, and reviewed by the Juvenile Justice Coordinating Council Workgroup (JJCC WG). The goals underpinning the County’s juvenile justice framework have remained constant, and serve to highlight the importance of a strong foundation of assessment, data-driven decision making, individualized case planning, collaboration, community and family engagement, and a range of services to provide a wide variety of responses to youth behaviors. The Reimagining Juvenile Justice (RJJ) cohort (whose work is described in more detail later in this document) was instrumental in identifying gaps in services throughout the County in late 2019, as well as strategic and inter-agency collaborative opportunities to enhance youth-focused services. Work on the RJJ initiative was slowed or halted by the coronavirus pandemic in 2020 while resources were diverted to more urgent issues; several RJJ-related objectives have been carried over for implementation in the coming year.



I. Goals

- Promote public safety and reduce juvenile delinquency through individualized case planning, goal setting, incentivizing change and building upon youth strengths, and targeting interventions for accountability.
- Deploy individualized responses based on assessment of needs and risks through the use of an evidence-based tool that is both culturally informed and gender responsive.
- Use data and decision-point analysis to ensure long-term reform, detect disparate treatment, and eliminate inequity.
- Embrace and nurture collaboration, shared accountability, and increased community and family engagement, to ensure youth and families are informed and involved with all aspects of their cases, and their basic needs are met.
- Utilize confinement only when necessary for the safety of the community or the youth, or to protect victims.
- Provide effective evidence-based alternatives to detention and decrease the use of technical violations.
- Incorporate youth voice and inclusion into the various aspects of the local juvenile justice system, and identify key points in the operation of a case where youth voice is most important.
- Increase the use of diversion at key decision points in the referral process, in order to minimize the number of youth who require formal court involvement and probation supervision.

II. Objectives

These objectives reflect Probation Department strategic initiatives, as well as recommendations by the RJJ cohort which have been adopted for implementation. They support achievement of the defined juvenile justice goals.

- Continue to partner with community-based organizations to offer diversion alternatives for youth who are at risk of involvement with the juvenile justice system.
- Continue to limit incarceration of low-risk youth, and use detention primarily for high-risk youth who contemporaneously present as a risk to themselves or to the community.
- Maximize potential success of interventions through the use of Risk-Needs-Responsivity model of probation supervision that increases the use of incentives and limits the use of incarceration.
- Through the use of the juvenile risk and needs assessment tool, avoid exposure of low- and medium-risk youth to higher-risk youth or intensive interventions that may negatively impact their protective factors.
- Provide ongoing training to officers and staff regarding vulnerable populations, including sexually exploited youth and youth with histories of significant trauma.



- Continue to provide training on racial and ethnic disparities and cultural responsiveness in the juvenile justice system, including the role of implicit bias in decision-making.
- Establish a youth-led, adult-guided workgroup to incorporate youth input into Department processes and services.
- Support and collaborate with the Countywide Adverse Childhood Experiences (ACES) and Resilience Movement.
- Examine racial and ethnic data collection methodology and determine how we can better collect more accurate and inclusive data on ethnicity and indigenous populations.
- Develop and refine a discharge planning process which will allow for family input and information sharing at the point of case termination or release from the Los Prietos Boys Camp (LPBC).
- Develop and implement youth and parent surveys to be administered at the completion of probation, to obtain insight regarding Probation services and supervision models.
- Conduct fidelity checks on contracted services.
- Research existing programs that target gang involvement and violence, and adopt a promising or evidence-based practice for local implementation in the community and at county juvenile institutions.
- Enhance transitional and vocational opportunities for youth, especially for those nearing adulthood.
- Increase agency skills and capacity for accurate data collection and reporting on lesbian, gay, bisexual and questioning (LGBQ) and gender nonconforming or transgender (GNCT) youth participants in the juvenile justice system.

JUVENILE JUSTICE STRATEGIES

Risk and Needs Assessment Tool

Standardized risk and needs assessments provide structure and consistency to the decision-making process and allow the juvenile justice system to focus on higher-risk youth. The Probation Department has incorporated the PACT into its operations. The use of a risk and needs assessment, such as the PACT, is one (1) of the eight (8) evidence-based practices that together have been shown to reduce the likelihood of recidivism. Since its implementation in July 2019, over 523 total assessments have been completed (as of November 2020). The tool identifies criminogenic needs-those needs that research has shown are associated with criminal behavior, but which a person can change- that should be targeted with appropriate interventions to reduce further offending. To date, the top three (3) criminogenic needs identified by the PACT are: (1) leisure and recreation (40%), (2) criminal associates (33%) and



(3) employment/school (15%). By assessing and targeting these needs, we can reduce the probability of recidivism.

Risk-Needs-Responsivity Model

This model guides decision-making about supervision level and treatment interventions based on a youth’s assessed likelihood for reoffending (risk), their identified highest criminogenic factors (need), and matching youth with the most appropriate interventions based on their characteristics and learning style (responsivity).

Evidence-Based Interventions

The use of interventions proven to be effective with juveniles are prioritized to achieve the greatest benefit with youth. This includes working with providers to support delivery of curriculum to ensure programs are provided in accordance with the research-based models. In FY 2020-21, the Probation Department implemented various monitoring efforts including self, peer and onsite assessments of a program session completed either by an individual within the organization providing the service, a peer organization delivering the same program or Probation Department staff. The assessments rate various aspects of the sessions, in addition to allowing for open-ended comments to the session facilitator(s). Additionally, in FY 2020-21, local providers were asked to provide quarterly data on performance measures related to those services including pre- and post-surveys administered to youth to assess changes in thought patterns before and after a program or intervention was delivered. In FY 2021-22, Probation will continue to administer fidelity assessments to ensure services are in keeping with the evidence-based models on which they are based.



Racial and Ethnic Equity and Inclusion (REEI)

Santa Barbara County seeks to improve its outcomes in the area of racial and ethnic equality in child-serving systems, including juvenile justice. This includes the assessment of local services to determine where disparities exist. Probation has shared REEI data with the JJCC, the RJJ cohort, and community partners via the JJCC WG, and has identified areas of the data that can be further narrowed and examined. New initiatives will incorporate strategies to address disparity.



Commercially Sexually Exploited Children (CSEC)

Santa Barbara County has a local task force to address human trafficking through education, enforcement, interventions, and programs and services that strive to meet the unique needs of survivors. The Juvenile Court also holds a special calendar for youth victimized through trafficking. This includes collaborative multidisciplinary discussions about cases before the Court.

The Juvenile Justice Coordinating Council Workgroup (JJCC WG)

This workgroup of the larger JJCC comprised of representatives from public and private organizations and tasked with collaborating on the development of the CMJJP, as well as identifying priorities and strategies for the local juvenile justice system. This has included discussion of the local Juvenile Justice Realignment Plan, strategic discussion of RJJ initiatives, and REEI data review and development. In FY 2019-20, the Workgroup met five (5) times to accomplish its work; in FY 2020-21, the Workgroup will meet a total of eight (8) times.

Marijuana Education Classes

The Probation Department partners with a local organization to provide education classes and community service work opportunities for youth cited for the possession of marijuana, as required by law. The classes include an evidence-based curriculum designed for youth and modules for initial and subsequent referrals.

Targeted Interventions/Alternative Sanctions

The Probation Department is also partnering with local organizations to provide interventions to youth on probation who are in violation of their probation grant for minor reasons and do not require a formal response. Programming addresses goals and objectives set forth in youth case plans, provides targeted interventions and alternative sanctions in the community setting, and encourages prosocial involvement in school, family, and other life domains.

Diversion

The BSCC awarded the Probation Department a grant to undertake a reform-minded approach to addressing the needs of youth involved in the local juvenile justice system. Through the Youth Reinvestment Grant (YRG), the Department receives funding over multiple years to support community-based programming and services through a local private organization (CADA) for youth contacted by law enforcement for minor offenses. Key elements of the YRG program include:

- Minimal involvement with justice-involved youth and the juvenile justice system, to decrease the likelihood that a youth will be drawn deeper into the system.



- Referrals for diversion services will go directly from law enforcement agencies, schools, and Probation to the provider, and will be handled outside of the juvenile justice system entirely, without Probation intervention.

Reimagining Juvenile Justice (RJJ) Strategic Initiatives

In 2019, system partners participated in the RJJ initiative in a multi-session format spanning several months. This initiative, sponsored by the Annie E. Casey Foundation (AECF) and delivered by School and Main Institute (SMI), provided an opportunity for Probation to bring together professionals from a broad cross-section of child serving agencies, including law enforcement and community partners. This cohort considered current research on adolescent brain science, positive youth development, racial and ethnic equity and inclusion, and the power of collaborative efforts to serve youth. Ultimately, the objective was for the cohort to recommend new strategies for delivering juvenile justice programs and interventions locally through formal collaboration and partnerships.

Through reflection and analysis activities, guided discussions, a youth panel, and other exercises led by Probation, the cohort of participants from public and private organizations collaborated on identifying strategies and goals focused on improving the local juvenile justice system and youth involvement in it. Key focus areas of the initiative include:

- The need for youth voice in all aspects of the work performed by child-serving agencies with the idea that a youth in the system is a partner in achieving positive change and is not simply the subject of interventions.
- The importance of cultural competence and responsiveness, and concerted efforts to address racial and ethnic disparities in all child-serving agencies and systems.
- The benefit of increased information sharing between agencies and the removal of barriers to access the important information about a youth for those working to meet the youth's and family's needs.
- An emphasis on family engagement and providing more resources to families before they become system-involved.
- Cross-systems and multiagency collaboration as a way to share information and resources, eliminate silos, and merge duplicative efforts throughout the county.

In December 2019, the RJJ cohort presented over 30 specific strategies and recommendations to the JJCC in the key focus areas. The JJCC prioritized these strategies and referred them to the JJCC WG, which further outlined which initiatives could be implemented immediately, and a timeline for the remaining strategies. Several strategies appeared as objectives in both the previous and the current CMJJP, and additional initiatives continue under discussion for future implementation.



South Coast Youth Safety Partnership (SCYSP)

The Santa Barbara County Probation Department is a member of the SCYSP, its Strategy Team, and its Community Engagement Team. The Probation Department works in tandem with the Partnership to advance community safety and collaborates on several goals within the SCYSP strategic plan, including:

- Coordination of youth reentry strategies, particularly as youth transition from camp to the community
- Strengthening educational and job readiness programs for young adults, juvenile detainees, and probation camp youth
- Data sharing with the SCYSP



Collaborative Efforts of Youth-Serving Partners and Agencies

As part of a multi-agency approach to coordinating services for youth and families, and engaging families more fully, the Probation Department has participated in a number of multi-agency workgroups, councils and initiatives designed to bring agencies together to better serve youth. These include:

- Countywide ACES movement
- Child Abuse Prevention Council (CAPC)
- The 100-Day Homeless Challenge
- AB 2083 Memorandum of Understanding for child-serving agencies
- Family Urgent Response System (FURS) local response implementation



FUNDED PROGRAMS, STRATEGIES & SERVICES

I. Department of Behavioral Wellness (DBW) – Assessment & Aftercare

Two (2) mental health practitioners provide services for youth and families based on referrals from Deputy Probation Officers (DPOs) for youth pending adjudication with the Court, under supervision with a field office, or are in the institutions and entering the reentry phase. Clinical activities include the following:

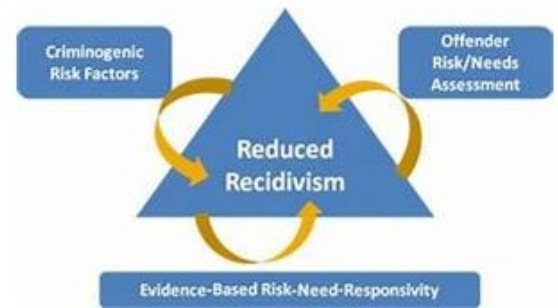
- **Assessments:** Practitioners conduct *Brief Mental Health Assessments* and *JJCPA Service Needs Assessments*. As the name implies, the former is a quicker assessment that generally entails a file review and clinical interview of the youth; this is more suitable for youth who present with more mild behavioral health difficulties. The later form of assessment is more in-depth and reserved for youth who have not previously been assessed or treated or whom appear to experience a greater degree of symptoms and impairment. The practitioners provide reports of these assessments to the referring DPOs. In addition, youth will be assessed to determine medical necessity and suitability for treatment at DBW clinics or through community providers.
- **Engagement and Linkage:** Since justice-involved youth tend to not perceive themselves as experiencing behavioral health problems, they are less likely to pursue treatment on their own. It is often necessary to engage them in a gradual, non-threatening manner to help them identify problems and understand how they might benefit from treatment. Practitioners achieve this in institutional settings, where they get can develop a rapport and a level of trust, and this is conducive to linkage activities with the youth post-release. They work closely with the youth, their families, their DBW clinic counterparts and community service providers to facilitate follow-through on treatment referrals.
- **Treatment:** Practitioners provide short-term treatment, sometimes starting when the youth are still at LPBC or Santa Maria Juvenile Hall (SMJH), to provide a bridge until the youth can connect with a longer-term care provider in a DBW clinic or other community program. For some youth, the short-term treatment is sufficient but others will require longer-term treatment, which can include individual and/or family psychotherapy.
- **Child and Family Teams (CFT):** Practitioners are invited to attend CFT meetings to participate in the discussions about treatment goals and objectives. Practitioners complete the Child Adolescent Needs Survey (CANS) and may use this tool to assist the youth, family and Probation officers in charting a course of treatment, as well as offering guidance about the presumptive transfer of specialty mental health services (SMHS) for youth in foster care.



II. Risk-Need-Responsivity (RNR) Community Supervision Model

Following the deployment of an RNR model in FY 2019-20, supervision caseloads were restructured to incorporate a differentiated approach as informed by the new risk and needs instrument. Resources are now concentrated on the youth that present with the highest need and risk to reoffend, with a smaller ratio of officer to youth for those caseloads. Additionally, youth presenting as a low- or medium-risk/need are assigned to less intensive supervision, with a focus on the utilization of diversion, addressing unmet needs, and an increased reliance on one-time intervention referrals and/or sanctions.

RNR principles are significantly amplified by practitioners skilled in techniques proved to influence youth to change behavior. Motivational Interviewing (MI) is an evidence-based program designed to enhance intrinsic motivation. To realize the full benefit of MI, the Probation Department has committed to a program that incorporates and emphasizes the consistent use of MI techniques through adequate officer training, fidelity, and quality assurance.



III. Evidence-Based Treatment Interventions

Since 2018, a number of evidence-based treatment interventions have been implemented. These interventions either have demonstrated outcomes in reducing risk factors and addressing criminogenic needs, or they will be evaluated using performance measures to determine how effective they are with local youth:

- **Family Focused Interventions** such as Strengthening Families and Family Behavioral Therapy, which have been found to reduce depression, increase parents’ “satisfaction” with adolescents, reduce adult alcohol use, and reduce illicit drug use for both adolescents and adults, will be provided.
- **Cognitive-Behavioral Treatment (CBT) Programs** for teaching the cognitive skills, social skills and values such as “Seeking Safety”, an intervention for youth with a history of trauma and substance abuse. The program is designed to help youth improve posttraumatic stress disorder, depression, interpersonal skills and coping strategies.
- **El Joven Noble**, a trauma-informed culturally sensitive program that aids in comprehensive character development that supports and guides youth through their “rites of passage” process while focusing on violence prevention and intervention.
- **Mentoring** for high-risk youth through a community-based organization to provide support and increase resiliency has demonstrated a positive effect in the reduction of alcohol and drug use, academic failure, teenage pregnancy, and gang violence.



- **Youth Support Funds** for additional educational or vocational needs and to incentive reaching case plan milestones. Youth returning to the community from the Division of Juvenile Justice (DJJ) receive priority for these resources.
- **Sex Offender Treatment** to provide outpatient treatment for those youth assessed as appropriate to remain in or returning to their homes and under community supervision.
- **Marijuana Education Classes** for youth identified as habitual users of marijuana, or who require additional education for diversion.
- **Alternative Sanctions/Targeted Interventions** for youth to provide evidence-based, risk-level-appropriate interventions for youth on probation.

IV. Program Evaluation and Analysis

As part of the ongoing work to create and support evidence-based programming, Probation has developed individualized program performance measures for providers, which are tailored to the program's stated objectives and desired outcomes for youth. In some cases, with new and promising programs, measures are developed in partnership with the provider to ensure measurement of key aspects of the program. A Department Business Specialist (DBS) monitors these measures and conducts fidelity checks to ensure programs and services are delivered according to the program guidelines.

V. Diversion

Youth Empowerment Services (YES), a Youth Reinvestment Grant-funded opportunity in partnership with the CADA, ensures low-level youthful offenders are given appropriate cognitive change classes and services, in order to prevent further involvement with juvenile justice. The JJCPA provides the required matching funds for this grant. YES program evaluation is being conducted under contract with University of California, Santa Barbara (UCSB).

VI. Institutions Behavioral Aid

Youth detained at SMJH often struggle with a variety of challenges, including separation from the stability of their friends and family, school, and mental health issues. Behavioral Aids can assist these youth by spending quality time with them, engaging them in positive, pro-social activities and games, and working with staff to address any case goals or objectives for their treatment.

VII. Whole Youth Project (WYP)

In 2020, the Probation Department launched WYP, a two-year initiative by Ceres Research Policy designed to help agencies collect data on every young person's sexual orientation, gender identity, and gender expression and help departments more effectively affirm young



people’s many identities. Additional technical assistance will be provided around the development of anti-discrimination and data sharing policies, analyzing compiled information to develop data-driven plans to improve services, community outreach, and coaching to develop a continuum of care that affirms LGBTQ/GNCT youth.

VIII. Youth Support Funds

A portion of YOBG funds are set aside to meet a variety of needs for youth who are transitioning from a custody environment to the community setting, or who may need support in achieving a prosocial goal (such as school activities, clothing for sports activities, etc.) or maintaining stability (such as bedding, clothing, and certain housing costs). Funds target needs that aren’t readily supported through other programs, are generally short-term, and which are consistent with case plan goals.

STRATEGIES FOR NON-707(b) WIC

Currently, only youth with an adjudication for an offense listed in §707(b) of the Welfare and Institutions Code or for certain sex registerable sex offenses, may be committed by the Juvenile Court to the State DJJ for long-term treatment in a custody setting. On July 1, 2021, DJJ will close to new intakes committed from juvenile court, and the responsibility for this realigned population will return to the counties. From that point forward youth who have committed serious offenses, outside of those tried in adult court, will no longer be eligible for commitment to state facilities.

Many youth currently detained at the SMJH are alleged to have committed serious offenses that are not eligible for State commitment. It is anticipated there will be a number of youth detained at SMJH at any given time who have committed serious offenses, including non-707(b) WIC offenses, and who will remain in custody under secure commitment. Youth are not routinely committed to the SMJH for lengthy periods, but when that does occur, programs and services are pursued through existing resources and/or through available community resources that can be brought to the SMJH. With the realignment of DJJ, the County is engaged in planning to serve this population in SMJH and LPBC, through a wide range of services and supports. YOBG-funded services may be expanded to assist with this effort.

The aforementioned strategies including the utilization of risk and needs assessment tools, RNR approaches to supervision, diversion of lower-risked youth and evidence-based treatment interventions, will be implemented for youthful offenders who either do not meet the current



criteria for commitment, or who are no longer eligible for a commitment to DJJ.

REGIONAL AGREEMENTS

At times, throughout the State, counties may be required to consolidate or leverage resources to address gaps in services or limitations with available funding. Currently, in Santa Barbara County there are no regional treatment agreements with any other jurisdiction. However, the Department does have mutual aid agreements with Ventura and San Luis Obispo Counties (the Tri-Counties Region), for assistance in times of disaster (including housing of detained youth) and for the joint training of our staff. The Tri-Counties Region is also discussing options to efficiently use our respective county resources collaboratively to better house and serve the realigned DJJ population.

INFORMATION SHARING AND DATA COLLECTION

Locally, data is used to assess program performance, explore the drivers of Santa Barbara County trends, assist in decision-making and inform our collective practice. The data is nearly exclusively contained in the Probation Department's case management system. For youth in foster care, data is also entered in the State database utilized by Child Welfare Services (CWS). Data is used internally for a variety of purposes including research, resource management, trend analysis and also for a variety of external purposes by the Probation Department and other organizations. These include informing committees such as the JJCC or the Board of Supervisors (BOS) about current supervision trends, population demographics, programming and recidivism outcomes. Information is also shared with our community-based organizations to respond to grant requirements or support their mission.

Data is shared with stakeholders through presentations and written reports to prompt conversation about how to improve our practice including the services we provide to our youth and to improve success on supervision. In 2020, this included a review and analysis of the Relative Rate Index (RRI) of youth of color in the Santa Barbara County juvenile justice system; the utilization of supervised and community diversion options; and the implementation of performance-based contracting with service providers to measure progress toward identified goals. The Department has invited those agencies who participate in the JJCC to share their own agency data, so the full picture of equity and inclusion can be better seen and understood by



our many partners. Institutions population data is also being presented to the JJCC on a regular basis to help stakeholders understand that population and how it can be further reduced. The department has also partnered with Ceres Research Policy, as noted in the Funded Strategies section of this Plan, to better collect Sexual Orientation, Gender Identify and Gender Expression (SOGIE) data on our youth, and use this data to better understand and serve these youth. The Probation Department continues to examine and reassess over time areas of the system performing well, in addition to those in need of improvement.

CLOSING

2020 proved to be a challenging year in a number of ways for our communities, and these impacts were deeply felt by the County of Santa Barbara, including all agencies serving youth. As the pandemic limited the ability of most agencies to function in traditional ways and stripped away in-person interactions, the Probation Department faced these challenges, as did its many partners, and evolved to meet them in new ways. Youth and families throughout the county were dramatically impacted by diminishing resources, shut-downs, Zoom school, and the lack of options for spending their free time. Yet even with these tremendous shifts happening in our world, the Department has continued to pursue positive change, and to examine ways to make our work more meaningful to our communities and those we serve. We have continued with implementation of RJJ initiatives, including the inclusion of youth voice and deeper youth and family engagement. We have continued to examine data regarding REEI, and seek out opportunities for our partners to review that data, and share their own. We also continue to engage with projects and initiatives to help us better serve youth with understanding, and to collect the data to assist in this effort; the WYP is only one example of this work.

As the State of California prepares to close the DJJ facilities to new intakes this summer, and the responsibility for these youth returns to the counties, it is even more important that a rich continuum of services and supports be in place. From diversion options like the YES program, which helps youth to avoid contact with the justice system entirely, all the way to the use of secure confinement for the protection of the community, this continuum must allow for individualized approaches to the needs and risk factors of each youth. Each youth is unique, and a robust system of community supports, mental health services, and educational opportunities is as important to the success of youth and the safety of our community as our county agency partner services and law enforcement interventions are. As youth and families face tremendous challenges, the Probation Department continues to transform in positive ways, to embrace transparency, and to look for ways to engage youth, families and the



community in this work.

As summarized in this CMJJP, funding supports a number of evidence-based programs and initiatives for youth, all designed to provide appropriate interventions where they are needed, in accordance with RNR principles. With positive youth development principles as the foundation of our work – family engagement, building upon youth strengths rather than focusing on deficits, allowing youth a voice in their treatment, and taking collaborative approaches to addressing the needs of youth and families – we continue to ensure quality services and case management are in place. Our shared interest in public safety, our strong framework of collaboration, and our willingness to embrace best practices for working with youth and families ensure we are able to provide a comprehensive and balanced juvenile justice plan.

Join Us!

www.sbprobation.org

Members of the community are invited to attend public meetings led by the County of Santa Barbara Probation Department. Meetings focus on current topics and issues in the areas of community corrections, re-entry services, and juvenile justice. Click on the 'Community Board' to learn about the various committees and workgroups, their purpose, and meeting dates and times.

ATTACHMENTS

CALIFORNIA'S 2019 CRIME RATE IS THE LOWEST IN RECORDED STATE HISTORY

Mike Males, Ph.D., Senior Research Fellow
Center on Juvenile and Criminal Justice

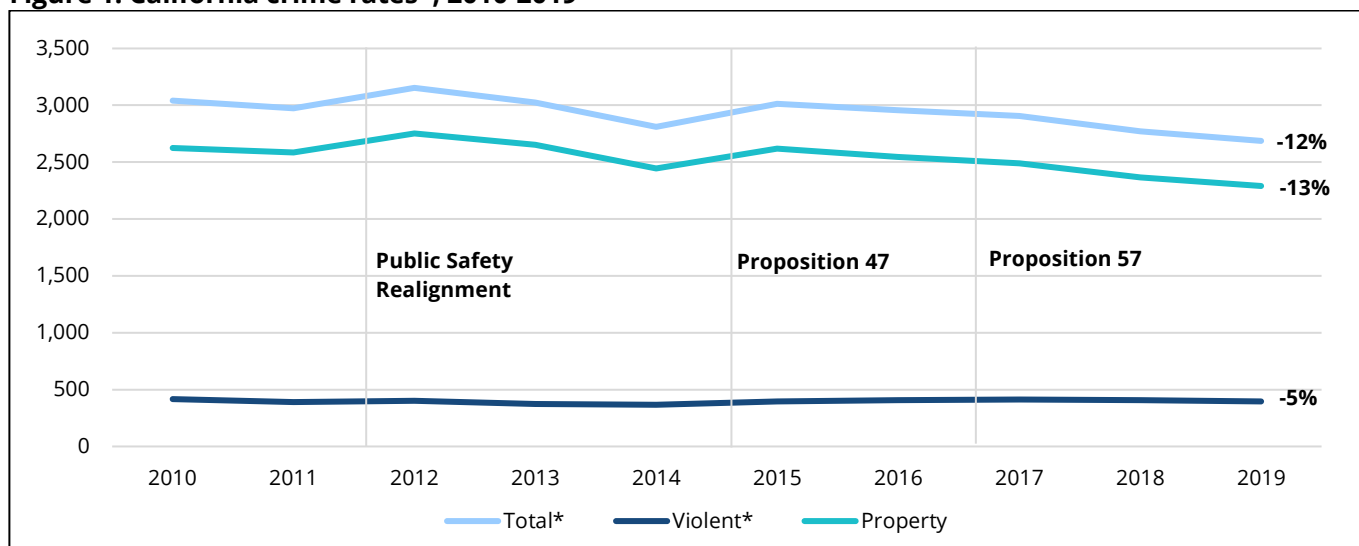


September 2020

Fact Sheet

California's crime rate, as measured by Part I violent and property offenses reported to law enforcement agencies, fell to its lowest level in 2019 of any year since comparable statewide crime statistics first were compiled in 1969 (DOJ, 2020a). Over the past decade, crime rates have declined steadily amid transformative criminal justice reforms that reduced prison and jail populations and lessened penalties for low-level offenses.

Figure 1. California crime rates*, 2010-2019



Sources: DOJ (2020); DOF (2020). *Total and violent offense rates exclude rape because the definition was broadened in 2014, hindering comparisons across this period.

- **Crime rates fell by 12 percent from 2010 to 2019, including a 3 percent decline since 2018**

Overall, crime rates fell by 12 percent from 2010 to 2019, including a 5 percent decrease in violent crimes and a 13 percent decline in property crimes (Figure 1). All forms of Part I crime, including homicide, robbery, and motor vehicle theft, declined except assault. Compared to 2018, all forms of crime declined in 2019, with an overall decrease in the crime rate of 3 percent (Table 1).

Table 1. California crime rates* and changes, 2010-2019

	Offenses reported to law enforcement per 100,000 population										2019 rate vs.	
	2010	2011	2012	2013	2014	2015	2016	2017	2018	2019	2018	2010
Total*	3,043.2	2,974.6	3,153.6	3,026.6	2,810.1	3,015.3	2,957.1	2,906.2	2,768.5	2,687.0	-3%	-12%
Violent*	416.5	391.3	401.0	375.4	366.6	393.8	409.6	413.8	405.3	396.6	-2%	-5%
Homicide	4.8	4.8	4.9	4.5	4.4	4.8	4.9	4.6	4.4	4.2	-4%	-13%
Robbery	155.5	144.1	148.3	139.6	125.6	135.2	139.3	143.0	136.4	130.3	-5%	-16%
Assault	256.2	242.5	247.8	231.2	236.6	253.9	265.4	266.2	264.5	262.2	-1%	2%
Property	2,626.7	2,583.3	2,752.6	2,651.2	2,443.5	2,621.5	2,547.5	2,492.4	2,363.3	2,290.3	-3%	-13%
Burglary	612.0	610.5	644.6	603.8	522.8	504.9	478.7	446.2	413.2	379.4	-8%	-38%
MV Theft	408.1	389.7	442.3	430.1	391.8	437.3	449.5	425.2	389.7	352.2	-10%	-14%
Larceny/ theft	1,606.6	1,583.1	1,665.7	1,617.3	1,528.9	1,679.3	1,619.3	1,621.1	1,560.3	1,558.8	0%	-3%

Sources: DOJ (2020); DOF (2020). *Total and violent offense rates exclude rape because the definition was broadened in 2014, hindering comparisons across this period.

- **Crime declines accompanied large-scale criminal justice reforms.**

California's recent crime declines have accompanied a period of large-scale law and policy changes known as the "justice reform era." This era began in 2011 with the passage of Public Safety Realignment, which transferred responsibility for individuals with nonviolent, non-sexual, and non-serious offenses from state prisons to local custody and supervision (AB 109, 2011). In 2014, California voters passed Proposition 47, which reclassified several drug and property offenses from potential felonies to misdemeanors, resulting in the release and resentencing of thousands of individuals (Prop 47, 2014). In 2016, Proposition 57 offered early parole opportunities for people in state prison who participated in rehabilitative programming and education (Prop 57, 2016). In addition, marijuana was decriminalized in 2011 and legalized with regulations in 2016, reducing marijuana arrests by 93 percent between 2010 and 2019 (DOJ, 2020a; Prop 64, 2016; SB 1449, 2010).

- **Seventy percent of counties showed declines in crime from 2010 to 2019.**

As is nearly always the case, county crime rates and trends varied widely (see Appendix). Forty-one counties showed decreased crime rates from 2010 to 2019, while 17 showed increases. Of the ten counties with 2019 populations of more than one million, Alameda, Contra Costa, Sacramento, and Santa Clara showed increases, while Fresno, Los Angeles, Orange, Riverside, San Bernardino, and San Diego showed declines.

California's record-low 2019 crime rates cap a period of substantial change in the criminal justice system. Despite initial concerns that reform would erode public safety, most communities were safer in 2019 than at the start of the decade. The variation that exists across California's counties and cities indicates that recent crime trends likely reflect local practices and conditions far more than state policies (CJCJ, 2016; 2017; 2018; 2019; 2020).

References

- California Assembly Bill 109 (AB 109). (2011). Criminal justice alignment. At: https://leginfo.legislature.ca.gov/faces/billNavClient.xhtml?bill_id=201120120AB109.
- California Department of Finance (DOF) (2020). E-2. California County Population Estimates and Components of Change by Year: July 1, 2010–2019. At: <http://www.dof.ca.gov/Forecasting/Demographics/Estimates/E-2/>.
- California Department of Justice (DOJ) (2020). Criminal justice data. Crimes and clearances (including arson). At: <https://openjustice.doj.ca.gov/data>.
- California Department of Justice (DOJ) (2020a). Publications. Crime in California. Table 1. At: <https://oag.ca.gov/cjsc/pubs#crime>.
- California Department of Justice (DOJ) (2020b). Domestic violence-related calls for assistance. At: <https://openjustice.doj.ca.gov/exploration/crime-statistics/domestic-violence-related-calls-assistance>.
- California Senate Bill 1449 (SB 1449). (2010). Marijuana: possession. At: https://leginfo.legislature.ca.gov/faces/billNavClient.xhtml?bill_id=200920100SB1449#:~:text=SB%201449%20C%20Leno.,of%20not%20more%20than%20%24100.
- Center on Juvenile and Criminal Justice (CJCJ). (2016). Proposition 47 and Crime in 2015: A County-level Analysis. At: <http://www.cjcj.org/news/10842>.
- Center on Juvenile and Criminal Justice (CJCJ). (2017). Urban Crime Trends Remain Stable through California's Policy Reform Era (2010-2016). At: <http://www.cjcj.org/news/11186>.
- Center on Juvenile and Criminal Justice (CJCJ). (2018). Crime in California Cities Remains Stable through Justice Reform Era (2010-2017). At: <http://www.cjcj.org/news/11934>.
- Center on Juvenile and Criminal Justice (CJCJ). (2019). Urban Crime Declines in 2018: A Positive Trend in California's Justice Reform Era. At: <http://www.cjcj.org/news/12529>.
- Center on Juvenile and Criminal Justice (CJCJ). (2020). Urban Crime Rates Reach Record Lows Amid Large-scale Justice Reform. At: <http://www.cjcj.org/news/12868>.

Proposition 47 (Prop 47). (2014). Criminal sentences. Misdemeanor penalties. Initiative statute. At: <https://vig.cdn.sos.ca.gov/2014/general/pdf/text-of-proposed-laws1.pdf>.

Proposition 57 (Prop 57). (2016). Criminal sentences. Parole. Juvenile criminal proceedings and sentencing. Initiative constitutional amendment and statute. At: <https://www.courts.ca.gov/documents/BTB24-5H-1.pdf>.

Proposition 64 (Prop 64). (2016). Marijuana legalization. Initiative statute. At: <https://vig.cdn.sos.ca.gov/2016/general/en/pdf/prop64-title-summ-analysis.pdf>.

Appendix. California county crime rates* and changes, 2010, 2018, and 2019

California Counties	2019 rate vs.		Offenses per 100,000 population		
	2010	2018	2010	2018	2019
Alameda	11%	14%	3,974.5	4,087.9	4,525.6
Alpine	11%	-47%	7,148.9	3,439.2	3,812.1
Amador	9%	-19%	2,489.3	1,845.5	2,019.7
Butte	-6%	-5%	2,999.4	3,028.8	2,841.9
Calaveras	-7%	7%	1,991.6	2,310.9	2,137.7
Colusa	-7%	-32%	2,542.0	1,855.3	1,734.6
Contra Costa	3%	-15%	3,307.7	2,716.6	2,807.5
Del Norte	26%	12%	2,925.7	2,589.4	3,270.3
El Dorado	-14%	-17%	1,783.2	1,720.5	1,476.4
Fresno	-17%	-43%	4,735.4	3,250.0	2,707.1
Glenn	-11%	-14%	2,401.8	2,333.5	2,072.1
Humboldt	1%	-6%	3,539.8	3,285.8	3,325.2
Imperial	-18%	-41%	3,628.2	2,592.2	2,124.5
Inyo	-7%	52%	1,671.4	2,721.1	2,540.4
Kern	-2%	-10%	4,187.9	3,877.9	3,784.3
Kings	-8%	-10%	2,270.2	2,220.2	2,040.8
Lake	-7%	-28%	3,263.7	2,536.1	2,361.0
Lassen	-10%	28%	1,772.5	2,525.6	2,269.1
Los Angeles	-5%	-6%	2,856.6	2,842.2	2,694.3
Madera	-9%	-17%	2,611.6	2,394.2	2,173.8
Marin	15%	1%	2,241.9	1,966.3	2,260.9
Mariposa	-6%	-25%	1,890.9	1,513.6	1,416.6
Mendocino	2%	-22%	2,236.7	1,704.6	1,745.1
Merced	0%	-21%	3,746.4	2,947.0	2,941.3
Modoc	-42%	-22%	1,424.4	1,897.3	1,106.9
Mono	42%	-32%	2,501.8	1,200.5	1,700.2
Monterey	-15%	-32%	2,971.0	2,382.2	2,022.0
Napa	8%	-20%	2,523.0	1,872.3	2,017.0
Nevada	-7%	-19%	1,760.7	1,538.1	1,432.9
Orange	-4%	-9%	2,230.8	2,114.1	2,020.8
Placer	-5%	-30%	2,419.7	1,779.7	1,682.4
Plumas	-6%	0%	2,303.0	2,443.6	2,296.1
Riverside	-4%	-10%	2,969.0	2,773.0	2,660.2
Sacramento	1%	-34%	4,133.7	2,725.5	2,741.5
San Benito	-27%	-64%	2,632.9	1,300.5	950.9
San Bernardino	-6%	-14%	3,115.8	2,832.1	2,673.1
San Diego	-2%	-23%	2,538.9	1,994.8	1,952.0
San Francisco	-1%	31%	4,796.7	6,348.6	6,271.3
San Joaquin	-4%	-28%	4,888.5	3,654.4	3,506.5
San Luis Obispo	-9%	-20%	2,529.2	2,217.2	2,027.2
San Mateo	11%	-2%	2,336.0	2,057.3	2,291.4
Santa Barbara	-3%	-23%	2,455.1	1,964.2	1,897.6
Santa Clara	4%	8%	2,497.7	2,592.6	2,705.0
Santa Cruz	-5%	-20%	3,619.4	3,058.5	2,904.4
Shasta	-52%	-52%	3,449.7	3,454.4	1,670.0

California Counties	2019 rate vs.		Offenses per 100,000 population		
	2010	2018	2010	2018	2019
Sierra	24%	-49%	2,010.5	829.1	1,025.3
Siskiyou	-2%	-16%	2,178.1	1,858.2	1,824.8
Solano	9%	-1%	3,425.0	3,128.6	3,395.0
Sonoma	-3%	-22%	2,185.3	1,766.2	1,705.0
Stanislaus	-8%	-32%	4,512.7	3,294.2	3,046.6
Sutter	-4%	-11%	2,955.8	2,743.3	2,638.5
Tehama	-2%	-8%	3,056.1	2,851.5	2,801.6
Trinity	-11%	81%	1,188.6	2,428.1	2,151.7
Tulare	-8%	-37%	4,007.1	2,746.6	2,526.0
Tuolumne	8%	-4%	2,378.7	2,123.3	2,284.7
Ventura	-13%	-22%	2,141.6	1,922.5	1,667.0
Yolo	12%	3%	3,141.1	2,880.4	3,227.9
Yuba	-2%	2%	2,659.2	2,787.2	2,719.3
California	-3%	-12%	3,043.2	2,768.5	2,687.0

Sources: DOJ (2020); DOF (2020). *Total and violent offense rates exclude rape because the definition was broadened in 2013, hindering comparisons across this period.

Please note: Jurisdictions submit their data to the official statewide or national databases maintained by appointed governmental bodies. While every effort is made to review data for accuracy and to correct information upon revision, CJCJ cannot be responsible for data reporting errors made at the county, state, or national level.

Contact: For more information about this topic or to schedule an interview, please contact CJCJ Communications at (415) 621-5661 x. 103 or cjcjmedia@cjcc.org.



COUNTY OF SANTA BARBARA
COMMUNITY CORRECTIONS PARTNERSHIP

