

COUNTY OF SANTA BARBARA

# PUBLIC SAFETY REALIGNMENT PLAN



**FY 2021-2022**

**COMMUNITY  
CORRECTIONS  
PARTNERSHIP**





# Table of Contents

- Introduction .....4
- Local Planning and Oversight.....6
  - A. COMMUNITY CORRECTIONS PARTNERSHIP (CCP).....6
  - B. COMMUNITY CORRECTIONS PARTNERSHIP WORKGROUP .....7
  - C. REENTRY STEERING COMMITTEE (RSC)/EVIDENCED-BASED PRACTICES QUALITY ASSURANCE COMMITTEE (QA).....8
- Goals, Objectives & Outcomes .....9
- Population.....15
- Program Strategies .....17
  - NEIGHBORHOOD COURT PILOT PROGRAM.....17
  - JAIL CUSTODY.....18
  - EDOVO TABLET PROGRAM – JAIL .....19
  - PRETRIAL SUPERVISED RELEASE PROGRAM .....20
  - DETENTION ALTERNATIVES .....21
  - VICTIM SERVICES .....22
  - SHERIFF’S TREATMENT PROGRAM (STP) .....24
  - COMMUNITY ENGAGEMENT .....25
  - DISCHARGE PLANNING .....25
  - PROBATION REPORT AND RESOURCE CENTER (PRRC) .....26
  - HOLISITIC DEFENCE – PUBLIC DEFENDER .....28
  - PROPOSITION 47 PETITION PROJECT .....30
  - BEHAVIORAL HEALTH SERVICES .....31
    - MENTAL HEALTH REHABILITATION CENTER (MHRC)*.....33
  - COMMUNITY SUPERVISION & CASE MANAGEMENT .....33
  - PRISON TO EMPLOYMENT (P2E).....35
  - HOUSING.....35
    - SOBER LIVING HOMES*.....36
    - SUPPORTIVE & TRANSITIONAL HOUSING* .....36
    - WITHDRAWAL MANAGEMENT* .....37
    - BRICK & MORTAR HOUSING DEVELOPMENT*.....37
  - COLLABORTIVE COURTS.....38
  - COMPLIANCE RESPONSE TEAM (CRT).....38
  - REGIONAL REALIGNMENT RESPONSE FUND .....39
  - ADMINISTRATION .....39
  - DATA COLLECTION & EVALUATION .....40
  - CRIMINAL JUSTICE DATA COMMITTEE .....44
  - CALIFORNIA STATE ASSOCIATION OF COUNTIES (CSAC) SUPPORT HUB .....44
- Closing .....46
- Spending Plan.....47
  - 1. FY 2021-2022 Public Safety Realignment Act Budget .....48
  - 2. Public Safety Realignment Act (AB109) Restricted Fund Balance.....51
  - 3. Realigned Restricted Fund Balance and FY 2021-2022 One Time Allocation .....52
  - 4. A Five Year Use/Source of Funds Trend Summary .....53



5. A Five Year Use/Source of Funds Trend (Detail) .....55

# Figures

Figure 1: PRCs and PSS Demographics .....15

Figure 2: Supervised Probation Population (Dec 2020).....15

Figure 3: Population Risk .....16

Figure 4: PRCs and PSS Populations .....16

Figure 5: FY 2021-2022 Neighborhood Court Pilot Program .....17

Figure 6: FY 2021-2022 Jail Custody Funding .....18

Figure 7: FY 2021-2022 Edovo Funding .....19

Figure 8: Edovo Tablets.....19

Figure 9: FY 2021-2022 Pretrial Funding.....20

Figure 10: FY 2019-2020 PTS Completions .....20

Figure 11: People on Supervised Pretrial Release .....21

Figure 12: FY 2021-2022 Alternative Sentencing Funding.....21

Figure 13: FY 2021-2022 Victim Services Funding .....22

Figure 14: FY 2021-2022 Sheriff Treatment Program Funding.....24

Figure 15: FY 2021-2022 Community Engagement .....25

Figure 16: FY 2021-2022 Holistic Defense Funding .....29

Figure 17: Santa Barbara County Holistic Defense Team .....29

Figure 18: Summary of Physician Services.....31

Figure 19: Clients Served by & Services Provided by Department of Behavioral Wellness .....31

Figure 20: FY 2019-2020 Clients Served by Department of Behavioral Wellness .....32

Figure 21: FY 2021-2022 Behavioral Health Funding.....32

Figure 22: FY 2021-2022 Community Supervision & Case Management Funding.....33

Figure 23: FY 2021-2022 Subsidized Living & Withdrawal Management Funding.....35

Figure 24: FY 2021-2022 Supportive Housing Pilot Program.....36

Figure 25: FY 2021-2022 Regional Response Teams Funding .....39

Figure 26: FY 2021-2022 Administration .....39

Figure 27: FY 2021-2022 Data Collection & Evaluation Funding .....40

Figure 28: PRCs Recidivism 3 Years From Start of Supervision .....42

Figure 29: PRCs Recidivism 1 Year From Start of Supervision .....42

Figure 30: PSS Recidivism 3 Years From Start of Supervision.....43

Figure 31: PSS Recidivism 1 Year From Start of Supervision .....43

Figure 32: CSAC Support Hub.....45




# Attachments

Attachment #1: Average Effects of Crime .....58  
 Attachment #2: Racial and Ethnic Equity and Inclusion .....59  
 Attachment #3: 2019 Crime Rate .....60  
 Attachment #4: Realignment Operational Impact Reports .....61  
 Attachment #5: Probation Report & Resource Center Programming Menu .....68

*Join Us!*

**[www.sbprobation.org](http://www.sbprobation.org)**

Members of the community are invited to attend public meetings led by the County of Santa Barbara Probation Department. Meetings focus on current topics and issues in the areas of community corrections, re-entry services, and juvenile justice. Click on the 'Community Board' to learn about the various committees and workgroups, their purpose, and meeting dates and times.



# Introduction

*"Persistence and resilience only come from having been given the chance to work through difficult problems."*

—Gever Tully

Fiscal year 2021-2022's following Realignment Plan provides a summary of Santa Barbara County's programs, services, and various approaches to support victims and address the needs of our community's justice-involved individuals with a primary goal of reducing recidivism. The plan illustrates the efforts over the past year to enhance services as well as areas of expansion for the coming year. The goals and outcomes are documented in the plan and create the framework for the upcoming year. This year's plan also includes the challenges created by the COVID-19 pandemic and how the County Departments and collaborative agencies responded to continue to provide services during these unprecedented times.

The Public Safety Realignment Act (Assembly Bill 109) was passed on October 1, 2011, as a means of addressing overcrowding in California's prisons and in alleviating the State's financial crisis. Additionally, it expanded the role of the Santa Barbara County Community Corrections Partnership (CCP), as established in the California Community Corrections Performance Incentives Act of 2009 (Senate Bill 678), and created a seven (7) member Executive Committee. The Act transferred the responsibility for specific inmates and parolees from the California Department of Corrections and Rehabilitation (CDCR) to counties. Subsequent to the passage of the Act in 2011, a plan for implementation of Realignment in Santa Barbara County has been brought before the Board of Supervisors (BOS) each year for approval and adoption.

As we enter our tenth year, strategies have evolved and adapted in response to changing legislation, data learned from outcome evaluations, and the changing needs of clients and the community. To ensure the Realignment Plan goals and objectives remain at the forefront of the CCP, regular meetings are held and attended by the membership, collaborative agencies, community members and other stakeholders. Data collection and analysis remains paramount to the CCP and ensures an informed decision making process is utilized regarding the monitoring or modification of programming and services funded by realignment. The CCP also regularly reviews new program proposals, recidivism data, programmatic updates, new legislation, grant opportunities, pilot programs and current trends in the justice system.

The CCP continues to support the concepts of justice reinvestment and values the collaborative efforts between Departments and community based organizations (CBO). Leveraging these



partnerships, a “shared safety” initiative will be considered in the coming year. This systemic framework and change initiative hopes to further our work already in progress and “shift the focus of punitive only responses to crime, to prevention, true accountability, and restoring the well-being of all communities.” The plan presents a balanced and data-driven road map with emphasis on pretrial services, reentry coordination, community supervision, and custody and treatment interventions.

---

**The FY 2021-2022 Realignment Plan  
may also be viewed online at:**

<https://www.sbprobation.org/sbcprob/index.html>

---



# County of Santa Barbara Public Safety Realignment Plan Fiscal Year (FY) 2021-2022 Plan

## I. Local Planning & Oversight

### A. **COMMUNITY CORRECTIONS PARTNERSHIP (CCP)**

Each year, the CCP develops a plan for the Public Safety Realignment Act (Assembly Bill 109) and the Executive Committee of the Community Corrections Partnership (ECCCP) votes to approve the annual spending plan submission to the Board of Supervisors (BOS). As required by statute, the annual plan and recommended programs are to be consistent with local needs and resources as applied to the Realigned population.

#### i. **Executive Committee of the Community Corrections Partnership**

- Bill Brown, Sheriff-Coroner
- Joyce Dudley, District Attorney
- Alice Gleghorn, Ph.D., Director, Department of Behavioral Wellness
- Tanja Heitman, Chief Probation Officer (Chair)
- Tracy Macuga, Public Defender
- Darrel Parker, Court Executive Officer
- Marc Schneider, Santa Maria Police Chief

#### ii. **Community Corrections Partnership at Large Members**

- Sylvia Barnard, Executive Director, Good Samaritan Shelter
- Kevin Carroll, Homeless Guest Services Director, Santa Barbara Rescue Mission
- Gabriela Dodson, Family Service Agency
- Gregg Hart, 2<sup>nd</sup> District Supervisor
- Ray McDonald, Workforce Development Board
- Daniel Nielson, Director, Department of Social Services
- Susan Salcido, Ed.D., Superintendent of County Schools



## B. COMMUNITY CORRECTIONS PARTNERSHIP (CCP) WORKGROUP

The CCP appointed a workgroup tasked with the identification and preparation of recommendations regarding the FY 2021-2022 Realignment Plan. An opportunity for public comment is offered at all workgroup meetings. CCP workgroup voting members are listed below:

- **Ethan Bertrand**  
2<sup>nd</sup> District Representative  
*Santa Barbara County Board of Supervisors*
- **Michael Cash**  
Guadalupe Police Chief  
*Guadalupe Police Department*
- **Paul Clementi**  
Principal Analyst  
*Santa Barbara County Executive Office*
- **Alice Gleghorn**  
Director  
*Santa Barbara County Department of Behavioral Wellness*
- **Tracy Macuga**  
Public Defender  
*Santa Barbara County Public Defender's Office*
- **Ray McDonald**  
Executive Director  
*Santa Barbara County Workforce Development Board*
- **Mag Nicola**  
Chief Deputy District Attorney  
*Santa Barbara County Office of the District Attorney*
- **Darrel Parker**  
Superior Court Executive Officer  
*Superior Court of California, County of Santa Barbara*
- **Kimberly Shean (chair)** Deputy Chief Probation Officer  
*Santa Barbara County Probation Department*
- **Vincent Wasilewski**  
Chief Custody Deputy  
*Santa Barbara County Sheriff's Office*





### C. REENTRY STEERING COMMITTEE (RSC)/ EVIDENCE-BASED PRACTICES QUALITY ASSURANCE COMMITTEE (QA)

The Community Corrections Partnership (CCP) formed the Santa Barbara County Reentry Steering Committee (RSC) to act as a standing body and provide oversight and guidance to those entities and organizations working to engage and serve individuals returning to the community from jail or prison. A case planning process is implemented for a reentry client that takes a comprehensive approach beginning at intake into a correctional facility, through the period of incarceration, and reentry into the community and into aftercare. In FY 2018-2019, the RSC was combined with the Quality Assurance (QA) Committee. The QA Committee was established as a working group to reduce recidivism through the utilization and implementation of research-based interventions. The group is comprised of representatives from the Probation Department, the Santa Barbara Sheriff’s Office (SBSO), the Department of Behavioral Wellness (DBW), and community based organizations (CBOs). The ongoing goals of the QA Committee are to assess and ensure fidelity with the use of evidence-based models, to support skill building by creating opportunities for joint training and development, to identify gaps in service, to ensure efficient service delivery, and to promote improved outcomes through collaborative quality assurance efforts in Santa Barbara County.

#### RSC Voting Members:

- **Paloma Arnold**  
Dean of Student Affairs  
*Santa Barbara City College*
- **Sylvia Barnard**  
Executive Director  
*Good Samaritan Shelter Services*
- **Tracy Macuga**  
Public Defender  
*Santa Barbara County Public Defender’s Office*
- **Caroline Paine**  
Program Coordinator  
*Community Solutions, Inc.*
- **Eddie Perez**  
Pastor  
*Impact Prison Ministry*  
*Formerly justice-involved*
- **John Savrnach**  
Chief Deputy District Attorney  
*Santa Barbara County District Attorney’s Office*
- **Kimberly Shean**  
Deputy Chief Probation Officer  
*Santa Barbara County Probation Department (Co-Chair)*
- **Deirdre Smith**  
Inmate Services Manager  
*Santa Barbara County Sheriff’s Office (Co-Chair)*
- **Vincent Wasileski**  
Chief Custody Deputy  
*Santa Barbara County Sheriff’s Office*

# II. GOALS, OBJECTIVES & OUTCOMES

Public Safety Realignment places significant responsibility on the local jurisdiction and brings with it numerous challenges; however, by offering considerable flexibility it also presents opportunities. The local Community Corrections Partnership (CCP) is committed to mitigating challenges and seizing these opportunities to improve the local criminal justice system. To guide the local efforts and provide focus of the designated resources, the following goals, objectives and outcomes have been developed.

## GOAL 1 Enhance public safety by reducing recidivism.

Reducing recidivism is the primary focus of Santa Barbara County’s Realignment efforts. Strategies for impacting the drivers of criminal behavior require the use of evidence-based programs delivered to model fidelity. Not only has the CCP endorsed the utilization of programs proven to reduce recidivism, it has leveraged its work with “Results First” to guide resource allocation decisions.



### OBJECTIVES



### FY 2020-2021 PROJECTED OUTCOME



### FY 2021-2022 PROPOSED OUTCOMES

Deliver evidence-based programming that is data driven and matched to Realigned clients’ risks and needs.	As of December 31, 2020, 82% of high-risk Realigned clients were referred to a Cognitive Behavioral Treatment (CBT) such as Reasoning & Rehabilitation (R&R), Thinking for a Change, Moral Reconciliation Therapy (MRT) or Seeking Safety. This is an increase from 57% in FY 2019-2020.	90% of Realigned clients successfully discharged from a CBT intervention such as R&R, Thinking for a Change, MRT or Seeking Safety will show improvement on four (4) of the six (6) domains of the Texas Christian University Criminal Thinking Scales between pre and post-test.
Expand the use of best practices for evidence-based sentencing and adjudication that utilizes Realigned clients’ specific risk-needs, and responsivity measures.	Santa Barbara County Superior Court and Probation records indicated the percentage of the Realigned population that exited supervision in FY 2019-2020 without a felony conviction <i>during the term of supervision</i> was 80%. This is an increase from the FY 2018-2019 rate of 72%.	Decrease the percentage of the Realigned population with a new felony or misdemeanor conviction three (3) years from the start of supervision or release from custody* for PRCS clients to 50% and PSS clients to 45%.
Support professional training to advance system-wide knowledge of	Two (2) virtual resource fairs were delivered to justice-involved individuals in February 2021,	Ensure a minimum of eight (8) training opportunities related to evidence-based practices and/or



evidence-based practices in the criminal justice field.

bringing key providers together to provide information about essential services. Additional training opportunities related to evidence-based practices and interventions were paused due to the COVID-19 pandemic.

interventions are provided to staff and service providers.

*\*Recidivism is a key outcome measure for practitioners to evaluate the extent to which programs and services are changing behavior. See page 40-42 in the Data Collection & Evaluation section for additional information and data on recidivism.*





## GOAL 2

**Enhance the use of alternative detention (pre- and post-sentence) for appropriate justice-involved individuals.**

The CCP is focused on reducing the reliance on incarceration through the utilization of alternative sentencing and detention options for appropriate justice-involved individuals. Research-based assessment instruments used are to assure the safety of the community and reduce unnecessary detention for eligible individuals including those who are awaiting trial and those already sentenced.



**OBJECTIVES**



**FY 2020-2021 PROJECTED OUTCOME**



**FY 2021-2022 PROPOSED OUTCOMES**

OBJECTIVES	FY 2020-2021 PROJECTED OUTCOME	FY 2021-2022 PROPOSED OUTCOMES
Utilize evidence-based assessment tools for pretrial and post-sentence jail release decisions.	From July 1-December 31, 2020, overrides of the Virginia Pretrial Risk Assessment Instrument (VPRAI) were at 15%, meeting the goal to ensure overrides do not exceed 15%. <i>This percentage excludes clients (n=108) supervised at a higher level per Santa Barbara County local policy.</i> <sup>1</sup>	Ensure overrides of the VPRAI risk assessment instrument do not exceed 15%.
Strive to maximize jail capacity for highest-risk clients and identify those who can be safely released.	As of December 31, 2020, 9% of the total housed jail population were assessed as low-risk to recidivate. This is a decrease from 15% as of the same date last year.	90% of inmates held in the jail over two (2) weeks will have an IST completed and ensure that no more than 9% of the total housed jail population are low-risk to reoffend.
Expand the diversion of individuals from the justice system.	The COVID-19 pandemic forced the postponement of the Neighborhood Court program. As such, the objective outcome related to the diversion of individuals from the justice system to the Neighborhood Court was not realized.	Divert no less than 50 individuals from the justice system to the Neighborhood Court.

<sup>1</sup> 108 clients were excluded per a local policy informing that clients with certain offense types be supervised at specific levels: All DV, Firearms, Sex, DUI w/Priors or Injury, Large Quantity Narcotic Sales, and Serious/Violent Offenses per Penal Code sections 667.5(c) and 1192.7(c) will be supervised at Level 5 if risk score is between 0-6, and at Level 6 if risk score is between 7-14.



# GOAL 3

**Provide for successful and equitable reentry of justice-involved individuals back into the community.**

The CCP is committed to coordinating and providing services to prepare justice-involved individuals for the successful return to their community after a period of incarceration. Strategies include providing needed rehabilitative services, removing barriers to housing as well as capturing community input on program development and other justice system reform efforts.



**OBJECTIVES**



**FY 2020-2021 PROJECTED OUTCOME**



**FY 2021-2022 PROPOSED OUTCOMES**

<p>Provide services and treatment in partnership with existing community providers.</p>	<p>As of December 31, 2020, 77% of unemployed Realigned clients had been referred to an employment/vocational development program, exceeding the goal to increase this outcome to 70% in FY 2020-2021.</p>	<p>Ensure that no less than 45% of people that attend an intake will complete the Prison to Employment (P2E) Job Development/Placement Service phase and will secure employment.</p>
<p>Facilitate access to sober living and transitional housing, as well as supportive long-term housing.</p>	<p>As of December 31, 2020, 86% of Realigned clients reporting as transient were referred to sober living or transition housing, exceeding the FY 2020-2021 goal of 75%.</p>	<p>At discharge, 75% of housed clients who are successfully discharged will have secured stable housing defined as a regular nighttime residence or having a primary nighttime residence that is not a temporary shelter or other place not designed for sleeping.</p>
<p>Promote a shared safety approach in conjunction with community partnerships and engagement.</p>	<p>In FY 2020-2021, Racy Ming Associates (RMA) published a report on community themes gathered from facilitated discussions with key stakeholders and representatives from 12 organizations and one focus group of justice-involved individuals.</p>	<p>Explore launching a Shared Safety Initiative in order to “shift the focus from penal only responses to crime, to prevention, true accountability and restoring the well-being of all communities.”<sup>1</sup></p>
<p>Number of clients evaluated for referral through the Community Defender Division (CDD).</p>	<p>It is projected that 800 clients will be evaluated by CDD in FY 2020-2021 for needed services including shelter, housing, drug treatment, mental health treatment, and/or vocational services.</p>	<p>Connect 50% of advocate referrals with transitional housing services.</p>

<sup>1</sup> [http://sharesafety.us/wp-content/uploads/2017/02/Blueprint\\_download.pdf](http://sharesafety.us/wp-content/uploads/2017/02/Blueprint_download.pdf)



# GOAL 4

**Coordinate efforts to eliminate duplication, enhance efficiencies, and promote best practices.**

Working collaboratively, the CCP is able to address emerging issues to support the Realigned population and promote community safety. These efforts have included data integration across systems, the evaluation of Public Safety Realignment practices and programs, and fidelity reviews of delivered evidence-based programs.



**OBJECTIVES**



**FY 2020-2021 PROJECTED OUTCOME**



**FY 2021-2022 PROPOSED OUTCOMES**

<p>Ensure fidelity to the research-based models for funded programs.</p>	<p>It is projected that 90% of funded evidence-based programs will have curriculum specific fidelity reviews completed in FY 2020-2021.</p>	<p>To assess quality and monitor program fidelity—how closely a program adheres to its research-based design— ensure no less than 90% of funded evidence-based programs have completed curriculum specific fidelity reviews.</p>
<p>Evaluate adherence to evidence based strategies.</p>	<p>The COVID-19 pandemic forced the postponement of the University of Cincinnati Corrections Institute’s (UCCI) assessment of the Probation Department.</p>	<p>In collaboration with UCCI, complete a community supervision assessment and evaluation outlining and documenting the extent to which operations of the adult Probation division aligns with best practices in recidivism reduction.</p>
<p>Collaborate with justice partners for information sharing and coordination of efforts around best practices.</p>	<p>The Compliance Response Teams (CRT) completed 207 compliance checks of Realigned clients from July 1-December 31, 2020. Due to the COVID-19 pandemic, the goal of increasing by 20%, or to 347 total compliance checks in FY 2020-2021, was not met.</p>	<p>Provide quarterly “Safe At Home” community wellness operations on adult clients and their families, and homes with vulnerable victims, to assess living environments, determine needs of the clients and/or family members, and provide information on community resources.</p>
<p>Capture and integrate data necessary to measure outcomes.</p>	<p>In FY 2020-2021, the number of agencies contributing to the Master Name Index (MNI) expanded to include the Public Defender’s Office as the fourth agency –in addition to Probation, Santa Barbara Sheriff’s Office (SBSO) and the Superior Court.</p>	<p>Increase partners sharing data via the MNI to perform data analysis and reporting across agency systems regardless of where justice-involved client data exists.</p>



# GOAL 5

**Support a systemic approach to studying and addressing racial and ethnic disparities in the justice system.**

The CCP is committed to understanding the extent to which racial and ethnic disparities exist within the criminal justice system. The partnership maintains its commitment to ensuring all justice-involved individuals are treated with dignity, respect, and humanity. In FY 2021-2022, the partnership will focus on expanding its understanding of racial and ethnic disparities in the justice system and addressing and implementing processes to assist in reducing disproportionality.



**OBJECTIVES**



**FY 2020-2021 PROJECTED OUTCOME**



**FY 2021-2022 PROPOSED OUTCOMES**

<p>Utilizing data on racial and ethnic disparities to inform decision-making, partner with local justice partners to educate staff and stakeholders and strategize approaches to address disparities in the local justice system.</p>	<p>In FY 2020-2021, four (4) Implicit Bias trainings were delivered. In total, 244 individuals participated from the following agencies/organizations: Probation, SBSO, Public Defender, District Attorney, Superior Court, Behavioral Wellness, and community based organizations.</p> <p>The Relative Rate Index (RRI) was calculated on race and ethnicity data of justice-involved clients at different decision points in the system and shared with justice partners and community stakeholders.</p>	<p>Provide one (1) implicit bias training to allow additional staff participating from justice partner agencies.</p>
<p>Solicit input from justice-involved clients and/or victims on the challenges faced and receive feedback on treatment within the criminal justice system to ensure all are treated with dignity, respect and humanity.</p>	<p>This is a new objective established in FY 2021-2022.</p>	<p>Develop a shared understanding of priorities to reduce racial and ethnic disparities and create a roadmap for advancing these priorities.</p> <p>Develop and collect survey responses and/or conduct interviews with victims and justice-involved clients to seek input to ensure the systematic treatment meets the desired objective.</p>

### III. POPULATION

The implementation of Realignment created additional populations under probation supervision. Clients released from prison after serving a commitment for a non-violent, non-serious felony and individuals not convicted of a high-risk sex offense are released on Post Release Community Supervision (PRCS). In addition, Post Sentence Supervision (PSS) are individuals sentenced pursuant to 1170h(5)PC. These individuals qualify to serve their prison sentences locally in the County jail after being convicted of a non-serious, non-violent offense. Additionally, these individuals are not registered sex offenders and do not have a prior “strike” (serious and/or violent felony). The law allows for two (2) types of sentences; a straight commitment to County jail pursuant to 1170(h)(5)(A) PC or a split sentence 1170(h)(5)(B)PC which includes a period of time in jail followed by a period on mandatory supervision by Probation.

**FIGURE 1: PRCS AND PSS DEMOGRAPHICS**

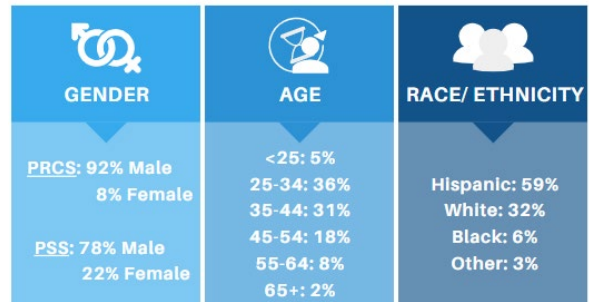


Figure 2 shows the number of Realigned clients continues to be relatively small when compared to the total number of clients supervised by Probation. Realigned clients represent only 15% of the overall supervised population in the County. However, as shown in Figure 3 Realigned clients are more likely to assess as high-risk to reoffend or reoffend violently as compared to those on standard probation supervision (83% for PRCS clients and 68% for PSS as compared to 30% for those on standard probation supervision).

**FIGURE 2: SUPERVISED PROBATION POPULATION (December 2020)**

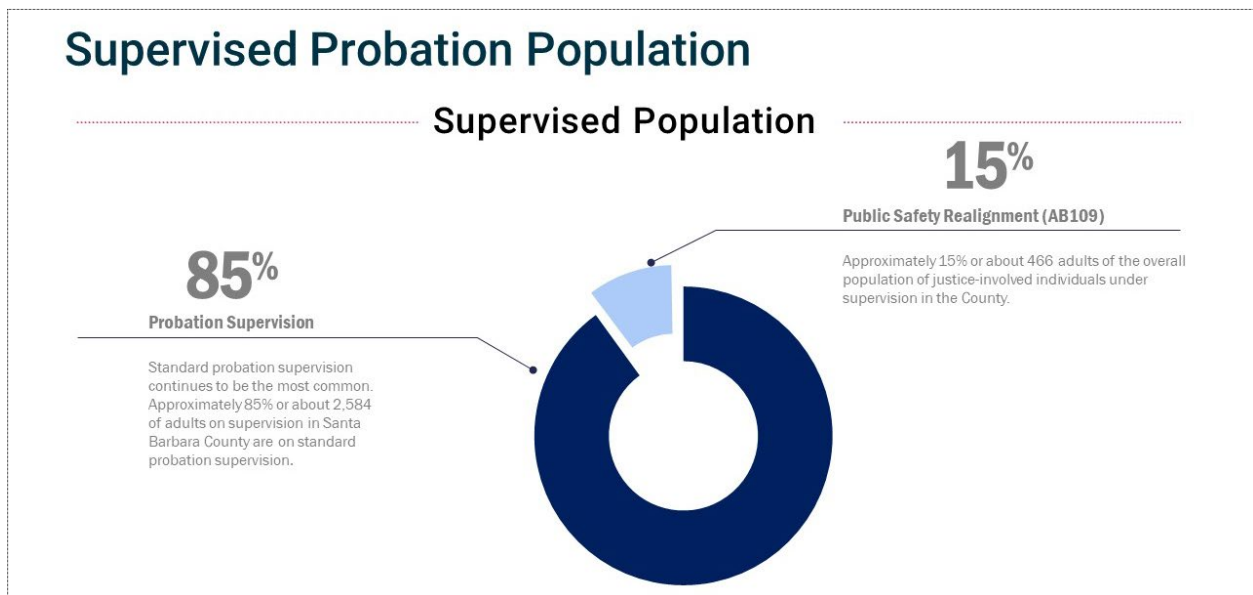
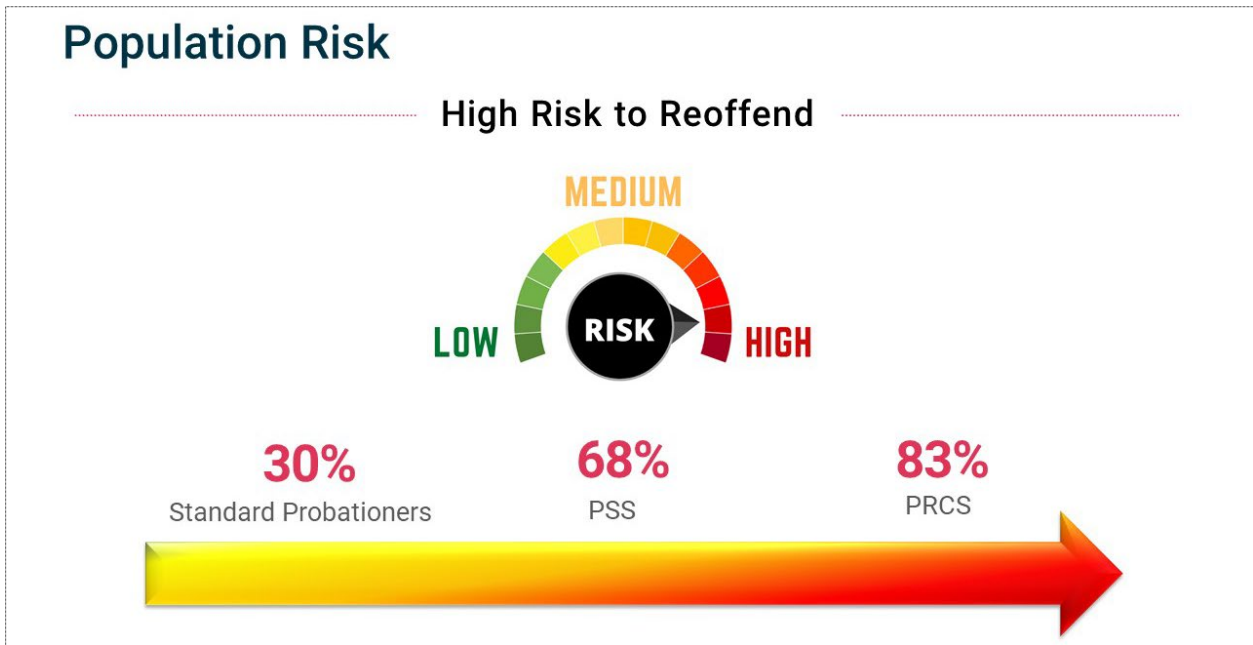


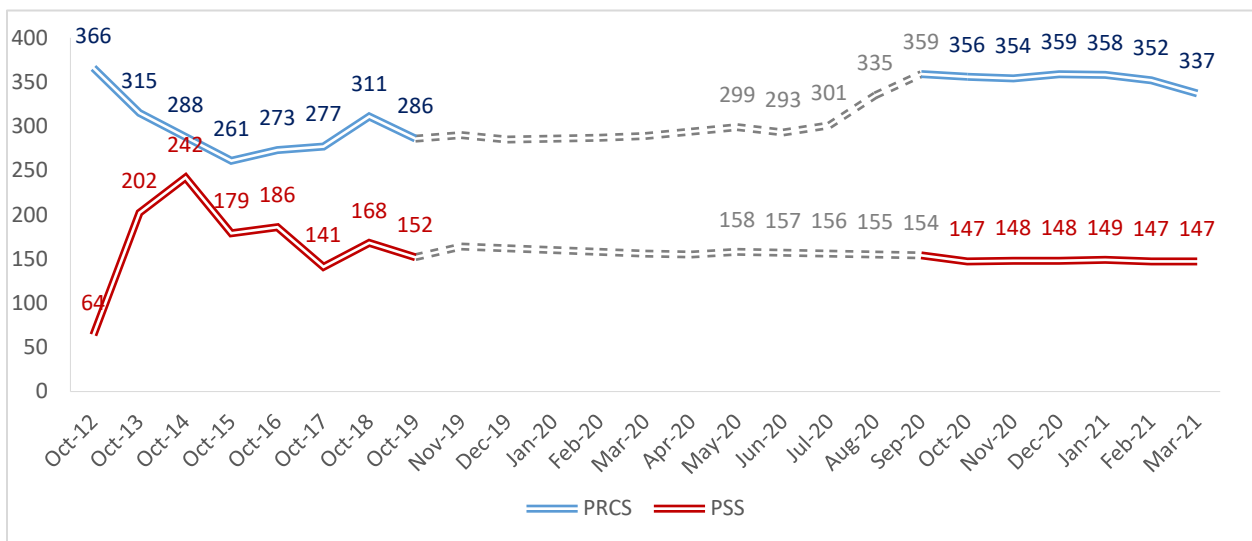


FIGURE 3: POPULATION RISK



As displayed in Figure 4, the local number of PRCS clients supervised has increased over the last year. This is due to the California Department of Corrections and Rehabilitation (CDCR) expedited release of individuals in the state prison system to, “decompress the population in order to achieve adequate physical distancing” due to the COVID-19 pandemic.<sup>2</sup> The number of PSS clients, or those supervised on mandatory supervision by Probation after a period of time in jail, has remained relatively stable over the last year.

FIGURE 4: PRCS AND PSS POPULATIONS



<sup>2</sup> <https://www.cdcr.ca.gov/covid19/expedited-releases/>

# IV. PROGRAM STRATEGIES

## NEIGHBORHOOD COURT PILOT PROGRAM



Beginning in FY 2020-2021, the Community Corrections Partnership (CCP) approved funding to support a Neighborhood Court (NHC) program pilot project for the period of two (2) years. The Santa Barbara County District Attorney’s Office (DA), in partnership with the Second District Supervisor’s Office, will continue to work towards the implementation of a NHC pilot program during FY 2021-2022. The NHC Program is intended to be a restorative justice-based pre-filing diversion program for certain misdemeanor offenses and infractions. Through the NHC program, a person who commits a qualifying

offense would appear before a panel of trained community volunteers to discuss the offense that took place, the impact of the offense on the community, and actions that the individual can take to make amends with the community and prevent future offenses. After meeting with NHC volunteers, the participant would complete the agreed-upon accountability actions such as community service, letters of apology, educational opportunities, counseling, etc. Upon the participant’s successful completion of accountability actions, the DA’s Office would not file the charge in court.

In February of 2021, the City of Goleta approved the pilot program and will assist in providing a space for neighborhood court sessions to be held once it is again safe for people to gather. Upon direction from the City Council, the City could assist with the recruitment of volunteers, provide space for neighborhood court sessions to be held, and provide community service opportunities for people who go through the neighborhood court process (e.g. helping with park maintenance, picking up trash, painting over graffiti, volunteering at the library, etc.). The pilot program will serve the City of Goleta and the unincorporated Goleta Valley (with the exception of Isla Vista/UCSB).

Benefits of a NHC program include diverting low-level offenses through a restorative justice process that promotes accountability, increased community involvement in advancing public safety, and a reduction in time and money spent on adjudicating low-level offenses in court.

Funding will pay for one (1) staff member to oversee the NHC pilot program and costs associated with training and technical assistance. This staff member will work in conjunction with other DA staff, NHC volunteers, law enforcement partners, and community stakeholders in carrying out the program. For FY 2021-2022, \$154,500 was allocated from the Programmatic Restricted Fund Balance. Due to not fully implementing the program during the first year,

**FIGURE 5: FY 2021-2022 NEIGHBORHOOD COURT PILOT PROGRAM**





additional funding will ensure a full two years of pilot data will be collected that will take the program into FY 2022-2023.

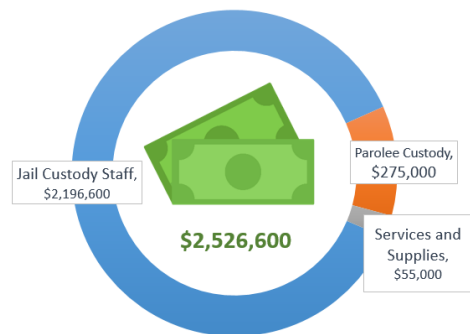
## JAIL CUSTODY

Realignment funds are directed to supplement jail resources as a means of ensuring that justice-involved individuals who require a custody setting have a jail bed and to facilitate short flash incarcerations, as needed. Classification requirements mandate the housing of Realigned inmates throughout the jail facilities. The funded jail positions help to ensure there is adequate staff available to address and respond to the needs of the inmates. This required staffing allows for the delivery of supervision during housing, booking and release processes, meals, medical and mental health services, movement related to programming opportunities, and emergency response.



Prior to Realignment, the Santa Barbara Sheriff's Office (SBSO) received approximately \$375,000 annually from the State to help offset a portion of the cost of incarcerating State parolees who were held solely on a parole revocation. Upon implementation of Realignment, the State was no longer required to provide money to house State parole justice-involved individuals in local jails. The Realignment funds provided to the SBSO for jail custody replace this lost State revenue and provide increased funding to house justice-involved individuals that would have previously been confined in State facilities and are now held in the County Jail.

**FIGURE 6: FY 2021-2022 JAIL CUSTODY FUNDING**



This fiscal year was particularly challenging for the Custody Division of the SBSO due to COVID-19 and the countywide impacts. In April 2020, the Judicial Council of California adopted emergency court rules in response to the COVID-19 pandemic. These emergency court rules, coupled with other operational changes and responses to COVID-19 implemented by the SBSO, Probation Department, Public Defender's Office (PD) and District Attorney's (DA) Offices, led to a significant decrease in the jail population. This collaboration to decrease the in-custody population resulted in a 39% decrease in the incarcerated population from February 2020 (average daily population of 918) to May 2020 (average daily population of 556).

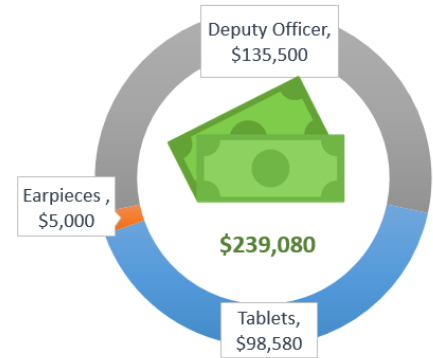
The SBSO along with the Santa Barbara Superior Courts and the PD's Office quickly installed and implemented several court video visitation booths throughout the main jail campus to accommodate the necessary transition to virtual court hearings. This transition has improved efficiency for the courts relative to in-custody defendants. Virtual court hearings have proven to be more cost effective and have provided additional safety measures as they do not require transporting defendants from the custodial facility to a courtroom.



## EDOVO TABLET PROGRAM – JAIL

The EDOVO tablets were implemented in the jail in August 2018. The EDOVO platform focuses on educational programming with an “Earn and Learn” component. Inmates earn entertainment credits based on the amount of time spent on the educational platform. Inmates are given the opportunity to earn certificates for classes completed on the tablets. Inmates have access to over 24,000 videos, articles, books, and courses. Courses include those accredited by the American Community Corrections Institute, GED preparation, cognitive behavioral interventions (such as Anger Management), alcohol and drug education, religious instruction, and health education. There are 180 tablets available to be deployed each week to inmates who do not participate or have access to programming in the Sheriff’s Treatment Program (STP). Inmates have access to the tablets for approximately four (4) hours per week.

**FIGURE 7: FY 2021-2022 EDOVO FUNDING**



The Community Corrections Partnership (CCP) approved the use of ongoing Realignment funds to maintain the EDOVO tablet program. In addition, funding was allocated for a full-time Sheriff’s Deputy to maintain oversight of the program and ensure the tablets remain in circulation and in good repair, as well as the purchase of additional earpieces.

In response to COVID-19, the number of tablets in circulation was increased from 180 to 200 due to a generous donation from EDOVO. This allowed the Santa Barbara Sheriff’s Office (SBSO) to prioritize tablet distribution to inmates who were placed in quarantine and had no access to other services. The number of certificates declined during this fiscal year due to the drastic change in our population, individuals being released as a result of COVID, and prioritizing individuals in quarantine. The number of unique individuals also decreased as a result of releases that left longer-term individuals in custody while releasing more individuals as a result of efforts to reduce the jail population.

**FIGURE 8: EDOVO TABLETS**

2 Year Trend	FY 2019 - 2020
Number of inmates who have logged on:	4,551
Number of productive hours completed:	84,300
Number of certificates earned:	16,828
Top 3 programs completed:	<ul style="list-style-type: none"> <li>• Math: GED Prep Pre Test</li> <li>• Math: GED Prep Post-Test</li> <li>• Eric the Car Guy - Engine Overheat</li> </ul>



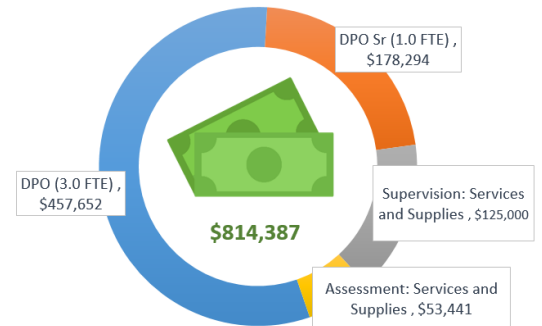
## PRETRIAL SUPERVISED RELEASE PROGRAM

The Pretrial Supervised Release Program was funded by the Community Corrections Partnership (CCP) in FY 2017-2018 and was implemented in July 2017 with the first of two (2) Deputy Probation Officers (DPOs) identified as Pretrial Compliance Officers (PTCOs) appointed.

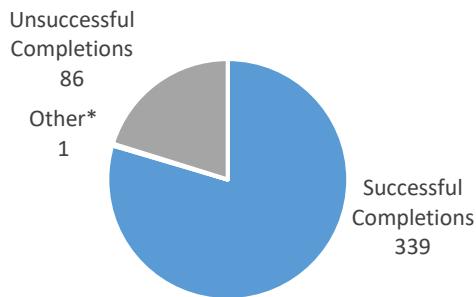
In FY 2018-2019, the Realignment Plan was revised to include the elevation of the second PTCO to a Senior (Sr.) DPO classification to provide administrative support including representation at planning meetings, to assist with the development and implementation of policies and protocols, and to provide a lead DPO in the PTCO classification. In response to an increase of defendants being released on pretrial supervision and other projected bail reform measures, two (2) additional DPO positions were added.

In FY 2019-2020, the Board of Supervisors (BOS) approved funding for an additional two (2) PTCO positions through general fund allocations, and the program currently consists of six (6) Pre-trial Compliance Officers; three (3) are assigned to North County covering Santa Maria and Lompoc, and the other three (3) are assigned to Santa Barbara.

**FIGURE 9: FY 2021-2022 PRETRIAL FUNDING**



**FIGURE 10: FY 2019-2020 PTS COMPLETIONS**



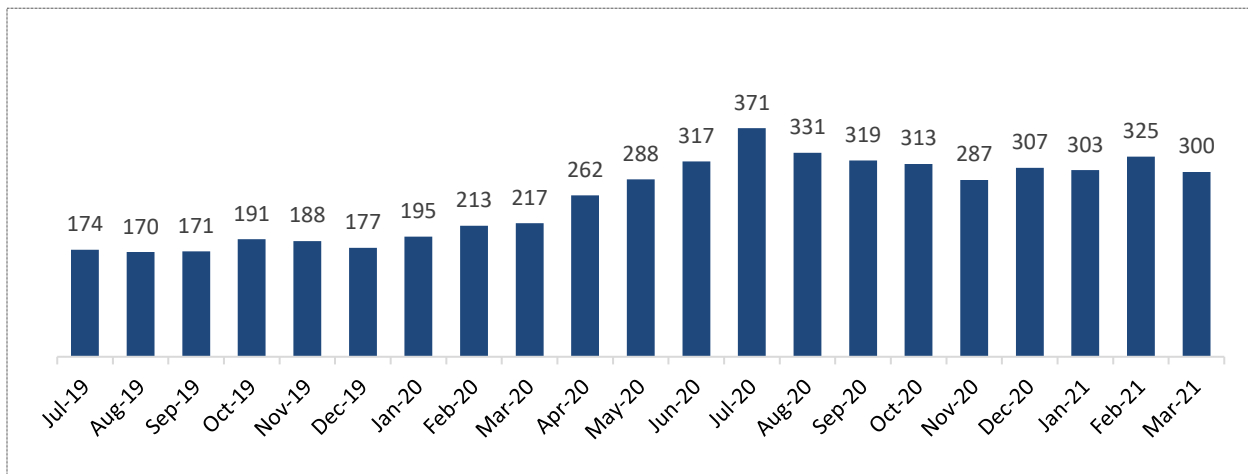
PTCOs are responsible for the supervision of defendants released on supervised release according to their risk level, installation and monitoring of Global Position Satellite (GPS), responding to Secure Continuous Remote Alcohol Monitoring (SCRAM) violations/tampers and completion of pretrial supervision progress reports and violation reports.

During FY 2019-2020 a total of 574 defendants entered Pretrial Supervision (PTS) of which 426 completed the program with a majority being successful (80%). 544 were assessed by the Virginia Pretrial Risk Assessment Instrument. The majority of clients released on PTS were supervised for 90 days or more.

While not funded by CCP, in January of 2020, the Santa Barbara County Probation Department assumed responsibility of the Pretrial Assessment Unit from the Santa Barbara Superior Court. Just prior to the transition, the Court received a grant for a Pretrial Pilot Program which became effective on August 19, 2019 and will end on December 31, 2021. The grant currently funds four (4) Pretrial Assessors, two (2) Administrative Office Professionals, and one (1) Senior Deputy Probation Officer along with additional resources for the Court. The entire Pretrial Assessment

Unit consists of a Supervisor, a Sr. DPO and 11 Pretrial Assessors. The assessors utilize the VPRAI-R to assist in the investigation and evaluation of a defendant’s risk level of failing to appear in court and reoffend while on pretrial release, while maintaining the presumption of innocence and providing protection to the public. The Pretrial Assessment Unit assesses defendants seven (7) days per week and completes reports for their first scheduled arraignment, providing the Courts with information to assist with release decisions based on evaluated risks. The Pretrial Assessment Unit is an integral part of the pre-trial system and efficiencies have been realized having both the assessment and supervision units under the span of the Probation Department.

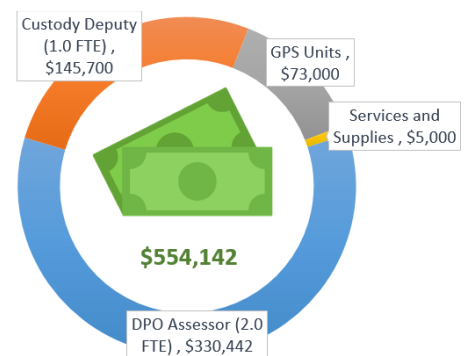
**FIGURE 11: PEOPLE ON SUPERVISED PRETRIAL RELEASE: July 2019-March 2021**



## DETENTION ALTERNATIVES

The Santa Barbara Sheriffs Office’s (SBSO) Electronic Monitoring (EM) Program provides the general jail population, including Realigned justice-involved individuals, an alternative to serving their custody time in the Santa Barbara County Jail. In order to be considered for EM, the inmate must meet eligibility criteria as some convictions serve as disqualifiers. If not disqualified, evidence-based risk assessment tools (e.g., Initial Screening Tool and Risk of Violence and General Recidivism) are completed to determine final eligibility for release on an alternative program. Two (2) full-time Deputy Probation Officers (DPOs) are assigned to conduct the evidence-based risk assessments that are designed to be predictive of future recidivism and violence, as requested, on inmates who have remained in custody for 14 days or more. Additional factors considered in suitability include: the court commitment period, in-custody behavior, participation and progress in jail programs and services, eligibility based on current charges and prior convictions, information from the pre-sentence report and the availability of alternatives to incarceration most appropriate for the inmate.

**FIGURE 12: FY 2021-2022 ALTERNATIVE SENTENCING FUNDING**





Detention alternatives saw a decrease in the average daily population due to the impacts of COVID-19 correlated with the dramatic decrease in the overall jail population. In addition, the reduction of Court hearings and delayed sentencing resulted in fewer eligible individuals to participate in detention alternative programs such as EM. Many lower-risk individuals were subsequently released from jail custody pursuant to court emergency rules or sentencing adjustments, which resulted in a smaller pool of potential candidates for detention alternative programs. Future evaluation of the Sheriff’s program will continue to ensure efficiencies are leveraged.

## VICTIM SERVICES

The District Attorney’s (DA) Victim-Witness Assistance Program provides early intervention to victims of crime at the arraignment stage and pre-filing. Delayed intervention creates additional collateral stress for victims who are unaware of the criminal justice system, their rights or critical services available in the aftermath of a crime. To expedite services and mitigate victims’ crises, the DA’s Office works diligently to serve victims at the earliest moments following the crime.

### Early Intervention Services

The Victim-Witness Assistance Program has dedicated one (1) full-time advocate resource to be on-call and available for walk-in victims to the Arraignment Courts and the DA’s Office. The additional advocate resource is available to victims in crisis seeking services or case information.

- **Restitution Determination:** The advocate proactively contacts and responds to victims to determine restitution prior to arraignment. The advocate determines the victim’s losses and obtains supporting documentation to establish the court ordered restitution amount. Early restitution determination mitigates unnecessary continuances, ensures resource management for Deputy District Attorneys and the Probation Department, and recoups victims’ losses expeditiously.
- **Safety Concerns:** The Victim-Witness advocate’s presence in court and on-call also expedites victims’ access to services, which include crime prevention assistance and criminal protective orders provisions.
- **California Victims’ Bill of Rights (Marsy’s Law):** The allocation of resources has enhanced the Victim-Witness Assistance Program’s ability to meet the constitutional requirements of Marsy’s Law, which include providing timely notice of case status, custody status, assessing safety and determining restitution. The DA’s ability to make early contact with victims of crime leads to better outcomes for both the individual accused of a crime and the victim. The earlier the intervention, the less likely victims will be re-victimized or decompensate emotionally due to lack of information and services. Early interventions can also reduce defendants’ court appearances, minimize criminal justice

**FIGURE 13: FY 2021-2022  
VICTIM SERVICES FUNDING**





partners' staff time related to protracted court appearances, and expedite case dispositions.

Recognizing the importance of early victim engagement, the arraignment court has increased requests to Victim-Witness advocate staff to meet with victims who appear in court or to call victims and obtain input at the time of arraignment. In FY 2019-2020, the Advocate was funded full-time to meet victims' needs.

During FY 2019-2020, a total of 1,841 victims were contacted at or before arraignment and received safety planning guidance, case status, orientation to the criminal justice system, restitution assistance and victim's rights notification per Marsy's Law.

The COVID-19 pandemic created additional pressures on the criminal justice system and victims of crime. This has increased the need for early intervention to victims of crime who may not feel safe calling 9-1-1 with limited financial or housing options to exit violent situations. The advocate continues to provide pre-arraignment services including contact with victims to assess safety concerns, as well as restitution assessment and requests to the court.

Access to victim services has become more time sensitive and urgent. Bookings and incarceration have declined during the COVID-19 pandemic, which can pose a more immediate risk to victims as there is now a limited window of opportunity to reach victims prior to a defendant's release from custody. State prison inmates are also being released early due to COVID-19, thereby necessitating outreach to victims who are unaware of advanced release dates and are in need of safety and contingency planning.

Increased measures included implementation of the following:

- On-call 24/7 phone line accessible to victims in crisis with a focus on in-home crimes.
- Collaborated with Foodbank of Santa Barbara to include outreach materials in food boxes to advertise 24/7 on-call line.
- 24/7 availability to Probation Pre-Trial Services to coordinate outreach and safety planning to victims.
- 24/7 on-call and in person availability added to respond to the Sexual Assault Response Team in South County.
- Participated with Probation to complete client wellness checks involving victims of in-home crimes.
- Early contact with victims who request emergency protective orders:
  - Countywide law enforcement agencies email emergency protective orders in real-time as they are issued.
  - Advocates reach out to victims to conduct safety planning, assess emergency needs, and provide resource/referral counseling.

Advocates continue to be available in-person as needed. As other critical service partners have gone to virtual or telephonic service only, the demand for in-person assistance has increased.

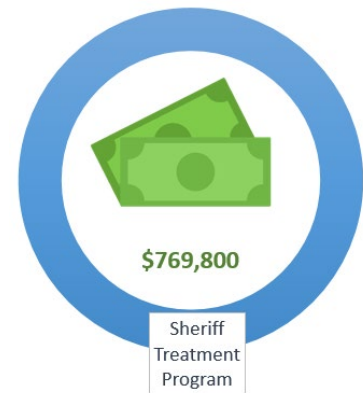




## SHERIFF’S TREATMENT PROGRAM (STP)

The Santa Barbara County Sheriff’s Treatment Program (STP) improves long-term public safety and reduces each participant’s risk of recidivism by teaching effective, evidence-based interpersonal skills that guide the development of a pro-social lifestyle and change the behaviors that lead to criminality and other risky choices. STP is separate from the educational and vocational opportunities available at the jail. As a stand-alone program, STP offers classes and services that meet the unique needs of those inmates most likely to return to custody due to extensive criminality, anti-social lifestyle choices, and limited pro-social opportunities and experiences. Inmates who are at high risk of reoffending are identified for this intensive in-custody program. Services and classes include: Case Planning/Management, Cognitive Behavioral Training, Criminal & Addictive Thinking, Drug and Alcohol Education, Relapse Prevention and Anger Management.

**FIGURE 14: FY 2021-2022  
SHERIFF TREATMENT PROGRAM FUNDING**



During FY 2019-2020, from the period of time between July 1, 2019, to June 30, 2020, 291 males and 74 female inmates exited STP. Of those inmates, 120 graduated and 245 did not graduate. A total of 123 inmates were released/time served, 35 released by court order, 2 released to electronic monitoring, 1 temporarily released, 4 requested to be dropped, 2 transferred housing units, 46 were dropped for disciplinary reasons, 11 bailed out, and 21 were transferred to prison. During the time period from July 1, 2020 to December 31, 2020, 125 males and 19 female inmates exited STP. Of those inmates, 60 graduated, 44 were still actively enrolled, and 40 did not graduate. A total of 9 inmates were released/time served, 2 released by court order, 4 released to electronic monitoring, 2 moved due to COVID, 1 was re-housed, 1 requested to be dropped, 16 were dropped for disciplinary reasons, and 5 were transferred to prison.

Due to COVID-19, custodial programming was cancelled or suspended for several months. To keep up with the reduction of the jail population and challenges related to inmate movement, quarantines, and other operational challenges, the system of delivery of STP had to be adapted quickly and often. The response to COVID-19 included moving STP to a correspondence curriculum that could be completed by participants while the jail was experiencing quarantine and lockdowns that prevented STP staff from conducting face-to-face classes. This correspondence included a curriculum that was available via packets that were completed over a 6-week period of time, and qualified participants earned Milestone Credits. COVID-19 resulted in a decrease in the number of individuals who completed the standard 12-week STP Program.

Among SBSO targeted goals for STP are the following:

- Maintain an average STP enrollment of 80% or more of the capacity for General Population Main Jail male inmates.

- Attain 75% graduation rate for all inmates admitted that remain enrolled for 30 days or more. These targeted goals were unable to be accomplished this fiscal year due to COVID-19 canceling programs and due to the new system of delivery for STP.
- Ensure 95% of participants who complete 30 days of STP have completed risk and needs assessments. The STP program did not meet this goal this year. The Case Manager position was filled; however, the roll-out of the Applied Correctional Transition Strategy (ACTS), a computer based software program that will assist with assessment driven programing and transitional plans, was not brought online due to technical difficulties.
- Ensure 95% of STP graduates have a completed needs-based discharge plan prior to release. The STP program did not meet this goal. The ACTS program was not brought online due to technical difficulties.

## COMMUNITY ENGAGEMENT

The Community Corrections Partnership (CCP) is committed to providing services to prepare justice-involved individuals for a successful return to their community after a period of incarceration, enumerating it specifically as a goal (#3) within its Public Safety Realignment Plan. Strategies to accomplish this goal include capturing local community input on program development and other justice system reform efforts. In FY 2020-2021, Racy Ming Associates (RMA) was selected through a competitive process to spearhead the initiative and facilitate discussions with key stakeholders to identify services available for justice-involved individuals, barriers to access, as well as to solicit suggestions about how to better connect existing services. Each facilitated discussion was used to help assess the existing reentry landscape and explore opportunities to improve connections between existing services and the extent to which barriers and solutions could be identified. In total, representatives from 12 organizations participated in these discussions. In addition, one (1) focus group of current justice-involved individuals was convened and, although more focus groups were planned, the COVID-19 pandemic forced the postponement of those groups indefinitely. This work will ultimately inform the development of a local roadmap for further community engagement. The entire report can be viewed online at: <https://www.sbprobation.org/sbcprob/index.html>

**FIGURE 15: FY 2021-2022  
COMMUNITY  
ENGAGEMENT**



## DISCHARGE PLANNING

The Santa Barbara County Discharge Planning Team consists of one (1) Community Release Specialist, one (1) Discharge Planner, two (2) Deputy Probation Officers (DPOs) assigned as Jail Assessors (JAs), and two (2) Rehabilitation Services Coordinators employed through the Public Defender's Office. This multidisciplinary approach allows the team to utilize their skills and knowledge as they collaborate in the assessment of inmates' needs and subsequent discharge planning. The Discharge Planning Team operates to improve client reentry to the community utilizing a collaborative approach. The team assists inmates with coordination and connection with support services to alleviate barriers prior to their return to the community. Therefore, a



major component of discharge planning focuses on service delivery, such as addressing housing needs and facilitating assessment for treatment referrals.

Due to COVID-19, jail operations were heavily impacted by the Judicial Council’s Emergency Bail order. The Jail Assessor positions were deployed to assist with the Probation Department’s immediate response to the Emergency Bail order and were an instrumental component of personnel required to ensure the release of eligible inmates. The Jail Assessors worked closely with jail staff to ensure those eligible were released and a discharge treatment plan was created. Due to COVID-19, access to the jail for attorneys was limited and inmates appeared in court via an online platform. To assist the attorneys, the Probation Department created a communication group with the Jail Assessors that streamlined communications and help alleviate obstacles created by the limited jail access court. The Jail Assessors explained and assisted in acquiring signatures from inmates on time sensitive legal documents. These requests included plea agreements, Release of Information (ROI), probation terms and conditions, and pre-plea reports. During 2020, the Jail Assessors assisted with 824 attorney requests aiding in the expedient resolution of hundreds of court cases.

For FY 2019-2020, 841 requests for Discharge Planning services were processed. Out of the total number of requests, 662 individuals reported requiring assistance with locating housing. The Discharge Planners noted 17% of individuals were released to residential treatment, 2% were released into sober living and 4% were released to a local shelter bed. In addition to requests for locating housing, there was an increase of requested assistance with gaining access to mental health services with 36 individuals seeking services, accounting for an 80% increase. Beginning in January 2020, inmates were able to utilize the Behavioral Wellness Access Line while in custody, allowing them to be screened for substance use disorder treatment services. In 2020, 110 inmates utilized the Access Line while incarcerated. The Discharge Planning Team also assisted by acquiring ROI signatures for partner agencies.

### **PROBATION REPORT AND RESOURCE CENTER (PRRC)**

The Probation Report and Resource Centers (PRRCs) provide resources and treatment services in Santa Barbara County with locations in Santa Barbara and Santa Maria. At each location, a variety of community based treatment interventions are provided to assist justice-involved individuals. The PRRCs provide a safe

### **WAGE\$\$**

WAGE\$\$ is designed to assist unemployed or under-employed clients. Participants learn job-seeking skills and interview techniques with a focus on how to answer questions regarding criminal conviction(s) in both the application and interview process. Clients have an opportunity to improve their interviewing skills, learn what to wear for job interviews, and where to look for employment. Each participant is required to complete a resume as part of the curriculum. Upon successful completion of the WAGE\$\$ program, individuals may be eligible for subsidized employment through Goodwill Industries of Ventura and Santa Barbara Counties, Inc.



and supportive environment for individuals to report upon their release from jail or prison, or upon referral from their assigned Deputy Probation Officer (DPO). The PRRCs established this direct report model to ensure individuals being released from custody can immediately engage in services. The onsite Reentry Specialists will meet with individuals and assist in navigating their requirements, needs and barriers that can be present when returning to the community from jail or prison.

A main objective of the PRRCs is to provide comprehensive services to help clients get their lives back on track as they return to their communities. As with other services throughout the County, COVID-19 impacted PRRC operations. Partnering with probation staff at each location, the community based organizations (CBOs) at the PRRCs developed a strategy to meet the needs of the clients and facilitate programs in a virtual setting. At the onset of COVID-19, probation and program staff maintained phone contact until virtual platforms were established. The CBOs continued engagement with clients and helped mitigate the added stress of the pandemic. Throughout the COVID-19 pandemic, the PRRCs continued as a direct report and resource center to provide for clients' needs. Limited in person services for clients unable to navigate a virtual platform was maintained to assist higher need clients overcome challenges and barriers.

A new substance abuse relapse intervention track, RESET, was established at the Santa Maria PRRC and facilitated by Good Samaritan Shelter as an intervention alternative. RESET is a relapse intervention program designed to address a drug or alcohol relapse for clients who are currently enrolled in, or have successfully completed, MRT. A multi-disciplinary team reviews each referral to determine the best course of action. Groups are held one (1) time per week and last four (4) to six (6) weeks depending on the treatment team recommendation. A menu of other interventions is also available given the client's needs and history.

The PRRCs continue to assist clients who need help with job development and placement, housing, substance abuse, cognitive behavioral treatment and trauma informed care. See additional information on Prison to Employment. To assist with the housing needs of clients, the PRRCs offer assistance through the United Way of Santa Barbara County, which provides two (2) AmeriCorps workers: one (1) in Santa Barbara and one (1) in Santa Maria. AmeriCorps workers focus on helping clients obtain housing and finding resources that connect them to mainstream services designed to increase self-sufficiency.

Beginning July 1, 2020, Sanctuary Centers of Santa Barbara began providing enhanced outpatient treatment services and related recovery and reentry services for dual diagnosis clients at the Santa Barbara PRRC. Sanctuary Centers offers individualized, assessment-driven services to individuals who suffer from co-occurring mental health and drug addiction issues. Services include the administration of a risk and needs assessment, individual counseling and/or group counseling, and a continuum of care for those located in South County. For individuals residing in the Lompoc region who do not have transportation to the Santa Maria PRRC, similar program options are provided through local CBOs. The funding provided by Realignment allows for the operation of the PRRCs and the contracts necessary to deploy the



services and interventions of CBOs. A summary of programming options can be reviewed in the Appendix of this document.

## HOLISTIC DEFENSE – PUBLIC DEFENDER

The Community Defender Division (CDD) continues to provide compassionate and tireless advocacy and services for clients while simultaneously seeking long-term systemic changes to improve the lives of our most vulnerable citizens. CDD combines the knowledge and expertise of social workers, housing advocates, resource specialists and attorneys to address the entire person and all of the underlying causes for involvement with the criminal justice system. Clients have been assisted in the following areas this year: finding housing, addressing substance

### 565 CDD REFERRALS

07/01/2019-06/30/2020

(counts do not reflect unique individuals)

#### Holistic Defense Advocates

161 total referrals

- 94 full bio-psychosocial assessments conducted<sup>1</sup>
- 25 oral advocacy in court
- 25 mitigation reports
- 17 mental health petitions
- 66 crisis intervention
- 46 short term counseling
- 8 long term counseling
- 63 clients connected with MH/SUD Treatment services
- 26 released from custody to treatment
- 29 clients connected with Housing/Shelter
- 9 transitional housing placements
- 8 permanent housing placements
- 18 family reunifications
- 32 assist with benefits

#### Women’s Grant Holistic Defense Advocates

39 total referrals

- 21 have children
- 19 have serious mental illness
- 17 have mild to moderate mental illness
- 29 have experienced trauma
- 26 have substance use issues
- 12 are victims of violence
- 24 were unhoused at the time of arraignment
- 28 have housing now

#### Client Resource Advocates

Jail visits to 1,850 individuals

#### Housing Specialists

111 referrals

- 85 clients connected to social services for benefits (Medi-Cal, GR, Food Stamps)
- 38 individuals with a bed reserved at a local shelter
- 73 clients have been housed transitionally, whether in a residential treatment facility or sober living
- 42 clients have been permanently housed
- 16 clients have graduated treatment court
- 12 clients have gained employment
- 4 clients enrolled in education

#### Rehabilitation Services Coordinators

254 referrals

- 171 individuals applied and accepted into residential treatment programming
- 17 individuals linked to sober living homes
- 66 total transports completed

<sup>1</sup> Biopsychosocial assessments and are used by social workers and clinicians to identify biological (medical), psychological, and social (environmental) factors that affect an individual, family and support system, and help to inform the formulation of diagnoses and connection to appropriate healthcare systems. Instead of looking at a person from only the psychological or medical perspective, CDD employs an ecological or holistic approach that looks at various systems that impact human development.

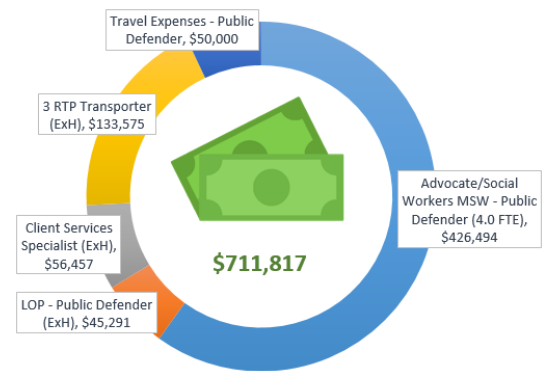


abuse, connection with medical insurance, assistance in mental health treatment, and overall case management for those of varying intellectual abilities. All CDD staff are funded through grants/CCP, with total staff during FY2019-2020 at 11 individuals. Currently, the CDD has 14 total staff.

Within the CDD of the Public Defender’s (PD) Office, the four (4) Holistic Defense Advocates are highly skilled Masters Level Social Work (MSW) practitioners, working with individuals in correctional facilities, employing interdisciplinary approaches, capacity building, and improving community based systems to achieve more successful legal and life outcomes for justice-involved clients.

The Holistic Defense Advocates duties may include: social work interventions toward improved legal and life outcomes for clients, bio-psycho-social assessments, mental health testing and treatment, drafting mitigation reports, facilitating improved trust and communication between attorney and client, conducting short-term supportive counseling, crisis intervention, stabilization and psychoeducation, and identifying client needs and coordinating resources.

**FIGURE 16: FY 2021-2022  
HOLISTIC DEFENSE FUNDING**



**FIGURE 17: Santa Barbara County Holistic Defense Team**



The Santa Barbara County PD’s model of holistic defense is a reentry model that offers a team-based approach (through multiple agencies) to address socially rooted problems such as homelessness, unemployment, and addiction (issues that move beyond simple criminal risk). Most public defender clients serve time in jail—either post-conviction or pretrial. Clients, attorneys, and advocates work in

teams to secure pretrial release, address client needs (housing, mental health, etc.), and ultimately reduce recidivism. Holistic defense reduces recidivism by improving case outcomes so reentering individuals can stabilize their lives. Diversion from the criminal justice system is a shared goal by the criminal justice partners and a demand of the community upon all stakeholders.

Goals for the program include the following: (1) improve public defender clients' criminal case outcomes, such as secure pretrial release, and reduce post-conviction jail time; (2) stabilize



clients' lives by addressing their housing, employment, substance use, mental health, and social relationship and integration needs; and (3) reduce recidivism, including for violent offenses. The ability to simultaneously model clients' reentry process in terms of housing, employment, social engagement, and others, with a group-based multi-trajectory model, is especially appealing for a reentry outcomes analysis.

The COVID-19 pandemic has created a time of uncertainty in many individuals' lives. During this time, the CDD Team has had to navigate the duty of providing these necessary services while keeping themselves and clients safe from the pandemic. In aiding clients through this tough time, the CDD Team has relied on collaborating with many of the justice partners and community organizations to provide clients with essential services and basic needs. From the start of the pandemic, the PD's Office worked collaboratively with the Probation Department and the Sheriff's Office to assist in creating discharge plans for those in custody who were most vulnerable to contracting COVID-19. The CDD team has used the pandemic to establish alternate ways to communicate and serve clients.



### **PROPOSITION 47 PETITION PROJECT**

In response to the passing of Proposition 47, in FY 2017-2018, an effort was initiated by the Public Defender's (PD) Office, the District Attorney's (DA) Office and the Court. A thorough review of paper and electronic records occurred, which identified a multitude of potential petitions which were reviewed and filed. Funding was also provided in FY 2018-2019, and FY 2019-2020. In FY 2020-2021, a one-time allocation was approved to use funds from the Public Safety Realignment Fund Balance to finish the Prop 47 Petition Project in the amount of \$78,000.

The DA's Office was allocated \$16,000 in one-time funds to support the increased demand created by the Prop 47 petition project. This funding allowed the DA's Office to continue processing petitions through the first quarter of FY 2020-2021. During the three and a half (3.5) year program, the DA's Office processed 6,479 petitions. Of those, 1,741 (27%) petitions resulted in a felony-free record, 2,928 (45%) defendants have remaining non-Prop 47 felonies on their record, and 1,810 (28%) petitions were rejected.

The PD's Office was allocated \$38,000 in one-time funds to also address the increased number of petitions moving through the system. Over the course of the project the court granted 4,625 petitions filed by the PD's Office.



The Santa Barbara Superior Court was allocated \$24,000 in one-time funds to continue to fund a Judicial Assistant III position in order to process the Prop 47 petitions submitted.

## BEHAVIORAL HEALTH SERVICES

Santa Barbara County’s Department of Behavioral Wellness (DBW) operates dedicated Realignment Clinics to respond to the needs of clients who require psychiatric services upon release from prison. In FY 2021-2022, a range of services including clinical assessment, medication monitoring and case management will be delivered by a 0.25 FTE Psychiatrist, a 1.0 FTE Licensed Psychiatric Technician, and a 0.25 FTE Mental Health Practitioner. The DBW and Santa Barbara County Probation staff work collaboratively towards achieving positive outcomes with the individuals who receive services. DBW staff are located at the Probation Report and Resource Centers (PRRC) in Santa Maria and Santa Barbara, which facilitate close communication with Probation counterparts and access to the Realignment clients referred for treatment. Once per month, the Psychiatric Technician or Practitioner travels to Lompoc to provide services to Realigned clients in that region.

**FIGURE 18: SUMMARY OF PHYSICIAN SERVICES**

Physician Services	FY 2017-2018	FY 2019-2019	FY 2019-2020	FY 2020-2021 Q1	GRAND TOTAL
<b>AB109 Clinics</b>	203	137	164	29	<b>533</b>

**FIGURE 19: CLIENTS SERVED BY & SERVICES PROVIDED BY DEPARTMENT OF BEHAVIORAL WELLNESS**

Clients Served	FY 2018-2019	FY 2019-2020	FY 2020-2021 Q1	FY 2020-2021 Projection
AB109 Clinics	49	48	17	68
Mental Health Outpatient	21	13	6	24
Alcohol Drug Program	59	63	31	124
<b>Total Clients Served</b>	<b>129</b>	<b>124</b>	<b>54</b>	<b>216</b>

Services Provided	FY 2018-2019	FY 2019-2020	FY 2019-2020 Q1	FY 20-21 Projection
AB109 Clinics	201	207	41	164
Mental Health Outpatient	728	148	72	288
Mental Health Inpatient	0	0	11	44
Alcohol Drug Residential	0	0	94	376
Alcohol Drug Outpatient	2180	3681	778	3112
<b>Total Services</b>	<b>3109</b>	<b>4036</b>	<b>996</b>	<b>3984</b>

In FY 2019-2020, a total of 164 physician services were provided within the AB109 clinics. In the first quarter of FY 2020-2021, 17 services were provided. As physician/prescriber services provided within the clinics has trended down since FY 2017-2018, services



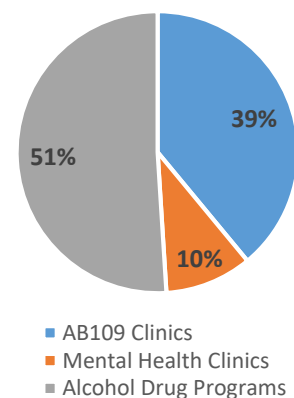




outside of the clinics has increased. In response to this trend, budgeted physician/prescriber staffing has been reduced from 0.50 FTE to 0.25 FTE. Additional Mental Health and Alcohol and Drug Health services outside of the clinics have since increased proportionately.

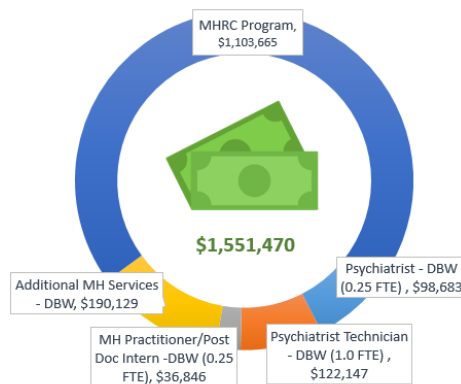
In FY 2019-2020, a total of 48 clients were served at the clinics. There were 76 clients seen in all other DBW clinics, receiving a total of 4,036 services. Through the first quarter of FY 2020-2021, 17 individuals had received 41 services at the clinics. Individuals referred for services receive a clinical and diagnostic assessment aimed at identifying behavioral health and substance abuse problems. A psychiatric assessment may be completed and, based on the findings, an individual may be prescribed psychotropic medication. Those receiving psychiatric services undergo follow-up appointments with the psychiatrist and psychiatric technician to monitor the efficacy of their medication(s). Some individuals are referred to additional services, such as substance abuse treatment. Program participants open to engaging in services are assessed for level-of-care needs and linked to long-term DBW programs through the DBW for ongoing treatment during and after discharge from supervision.

**FIGURE 20: FY 2019-2020 CLIENTS SERVED BY DEPARTMENT OF BEHAVIORAL WELLNESS**



During the pandemic period beginning in March 2020, the Department of Behavioral Wellness (DBW) supported the release of numerous inmates from the Santa Barbara County Jail in response to COVID-19 and the implementation of the emergency bail schedule and to assist with the prevention of further spread of the virus. The DBW partnered with a variety of leaders and team members from the Probation Department, the Santa Barbara Sheriff’s Office (SBSO) and Public Defender’s Office (PD) to streamline the coordination of inmates being released to the community, while ensuring a warm hand-off to necessary resources such as housing, mental health, substance abuse, primary care and social services. During 2020, DBW’s Prop 47 diversion initiative actualized the opening of the CREDO47 Sobering Center operated by Good Samaritan Shelter that is conveniently located across the street from DBW’s Crisis Stabilization Unit (CSU), a critical facet to the success of the early jail releases. CREDO47 has continued to foster opportunities for forensic partners, community members, law enforcement and providers to support justice-involved individuals in gaining immediate access to mental health and/or substance abuse treatment and linkage to promote stability and reintegration. As with other County Departments, DBW continues to adapt to the health crisis, seeking to identify opportunities and lessons learned to further streamline jail to community transitions.

**FIGURE 21: FY 2021-2022 BEHAVIORAL HEALTH FUNDING**





### MENTAL HEALTH REHABILITATION CENTER (MHRC)

In an effort to establish a forensically focused Mental Health Rehabilitation Facility (MHRC), the CCP approved \$2.5M as a one-time allocation in FY 2017-2018. In FY 2019-2020 an additional \$551,832 as a one-time allocation was approved for a total of \$3,051,832. The funding was set aside by the Community Corrections Partnership (CCP) for the design and building of a dedicated facility on the Calle Real Campus. The project has completed the planning stages which included a detailed evaluation by General Services and professional cost estimating services, subsequent to several versions of concept designs and value engineering. The final cost as determined by the approved schematic design totaled \$5.2 million. Due to the \$2.1 million budget variance, as well as other local changes, alternatives are being actively pursued.

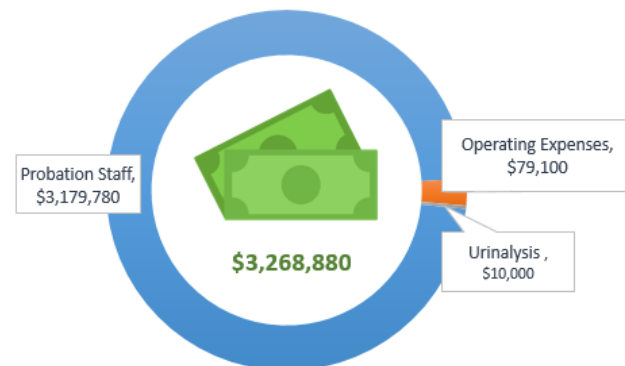
An amount of \$1,103,665 is budgeted as ongoing operational costs for the MHRC and has been included in the ongoing budget from FY 2018-2019 through FY 2021-2022. In FY 2017-2018, the program was funded at \$750k. MHRC services are not Medi-Cal reimbursable and this program would represent an expansion of services for the Department of Behavioral Wellness (DBW).

In April of 2021, the CCP approved a proposal to use funds from the ongoing operational MHRC budget to fund two (2) reserved forensically focused mental health rehabilitation beds at the Lompoc Crestwood Champions Mental Health Rehabilitation Center (MHRC) as a pilot project. These beds are distinct from non-forensic MHRC beds in that they provide services for individuals referred by the Superior Court that require a greater level of staffing and services while pending resolution of their legal matters. At discharge, clients will be connected with Justice Alliance outpatient team for case management and follow-up. The funding allocated from the ongoing operational budget included \$91,000 to cover the costs of the two (2) reserved beds (\$500 per day) for the period of April 1 to June 30, 2021 (current fiscal year) and continuing the two (2) bed pilot in FY 2021-22 in the amount of \$365,000. No capital costs are needed to initiate the pilot program. Performance measures and associated outcomes will include jail bed days saved, days to restoration if applicable, numbers served, decreased level of care, and recidivism reduction following restoration or return to the community.

### COMMUNITY SUPERVISION & CASE MANAGEMENT

The Santa Barbara County Probation Department takes great pride in providing supervision and case management to realigned clients residing in the County of Santa Barbara. The overarching objectives of case management are to reduce recidivism, ensure community safety, and provide resources that present the opportunity for positive change. Realigned clients are assigned to Deputy Probation Officers (DPOs) with optimal caseload ratios to ensure frequent interactions either in the office or in the


FIGURE 22: FY 2021-2022 COMMUNITY SUPERVISION & CASE MANAGEMENT FUNDING





community. During FY 2019-2020, the COVID-19 pandemic began and DPOs were required to adapt to state and local Public Health orders, changes to the bail system in accordance with the Judicial Council Emergency bail schedule, and the ongoing risk presented by COVID-19. DPOs assimilated to the changes, utilized personal protective equipment and modified approaches to make safe contacts in the office and field settings. In order to reach those in the community during the mandatory stay at home orders, DPOs used virtual platforms to check in with clients. To reach the most vulnerable clients and those who remain in contact with their victims, DPOs participated in a series of operations referred to as “Operation Safe at Home.” The operations occurred concurrently in all regions of the county, focusing on wellness checks of clients and their families. A total of 92 locations were visited, 81 contacts were made, with zero arrests. Probation Officers distributed a total of 173 adult and child wellness bags. A total of 49

Probation Officers, two (2) Sheriff’s deputies, one (1) Sheriff’s sergeant, and three (3) District Attorney (DA) Victim Advocates participated in the events.



While physical distancing guidelines reduced the amount of face to face contacts, DPOs remained vigilant in the monitoring and coordination of advanced case planning. Staff continued to utilize evidence-based assessments to create and implement individualized treatment plans and update accordingly as progress towards treatment goals were achieved.

The Santa Barbara County Probation Department remains committed to a risk-needs-responsivity (RNR) model, focusing on efforts that reduce recidivism and improve client-centered outcomes. DPOs utilize evidence-based

interventions and supervision practices to effect positive behavioral changes among those under their supervision. DPOs complete a variety of trainings to further support and enhance their knowledge and case management skills, including annual training on evidence-based practices (EBP). Ongoing training is also provided for Motivational Interviewing (MI) skills that allows the officers to engage in meaningful change talk and establish short and long-term goals, ultimately removing barriers to move the client through the stages of change to achieve a desired goal. DPOs utilize MI to bring awareness and promote areas of change that can lead to more prosocial behaviors and better outcomes. DPOs collaborate with a variety of service providers and community based organizations (CBOs). To maintain open communication with providers and other team members, monthly Realignment wraparound meetings are held at the Probation Report and Resource Center (PRRC) locations. The wraparound meetings provide an excellent opportunity to discuss treatment services and cognitive behavioral interventions to determine new or adjusted treatment services.



## PRISON TO EMPLOYMENT (P2E)

The Santa Barbara County Probation Department has partnered with the Workforce Development Board (WDB), Department of Social Services (DSS), and Goodwill Industries to increase employment opportunities through the P2E program. While not funded through realignment, the Community Corrections Partnership (CCP) has identified employment services as an essential aspect of reentry services and has included in the Realignment Plan. The P2E program is designed to strengthen linkages between the state workforce and corrections systems in order to improve the process by which formerly incarcerated and justice-involved individuals re-enter society and the labor force by providing direct and supportive services. P2E services are targeted to individuals reentering our communities from local jails and state prisons and are intended to improve employment outcomes and reduce recidivism for the supervised populations through the creative and effective alignment of training, education, and other services, with the industries and employers driving regional employment. Clients will be identified by the Probation Report and Resource Centers (PRRC), complete a job readiness class, and referred to the P2E program. Program operation will include outreach, intake assessment, intensive career coaching (case management), and enrollment in *CalJOBS<sup>SM</sup>*, California's online resource to help job seekers and employers navigate the state's workforce services. Clients have the opportunity to complete up to 170 hours of paid work experience. P2E also offers Supportive Services for clients who are in need of interview or work clothes and other work related items to help them be successful in their work experience and ultimately permanent employment.

FIGURE 23: FY 2021-2022 SUBSIDIZED LIVING & WITHDRAWAL MANAGEMENT FUNDING



# »»» prison to EMPLOYMENT

## HOUSING

For FY 2019-2020, the Community Corrections Partnership (CCP) remained committed to a multi-dimensional approach for client housing. Individuals facing homelessness or housing insecurity often experience challenges to remaining clean and sober, finding employment or engaging in reentry services. The COVID-19 pandemic created additional strain on local systems, caused additional obstacles for housing providers, and for some clients led to an even greater level of instability. The implementation of the Judicial Council's emergency bail schedule allowed for the release of numerous clients from local jail, some of which required immediate housing. Lastly, due to COVID-19 the California Department of Corrections and Rehabilitation also released clients early, offering temporary housing options for those who were exposed or had tested positive for COVID-19; however, for other clients not meeting the criteria for emergency housing, local housing options were made available through the CCP



funded housing options. The local housing options include withdrawal management, short-term residential treatment, sober living, and transitional supportive housing.

### SOBER LIVING HOMES

Clients exiting jail or prison may find it difficult to afford a secure residence; therefore, a sober living environment may be the most viable option to create housing stability. Subsidized sober living residences develop and utilize individualized case plans to assist in guiding and directing clients in activities designed to move them towards self-sufficiency. While residing in a sober living environment, clients may be referred to the Probation Report and Resource Center (PRRC) or local treatment providers for additional services. Further, monthly regional wrap-around treatment team meetings are held to discuss client progress and are attended by probation, treatment personnel, and sober living staff. From July 1, 2019 through June 30, 2020, 101 placements were made to sober living housing. Of the housing options, 19 were placed in Coast Valley homes, 22 at Good Samaritan homes, 14 at PATH, 13 at Salvation Army Hospitality House, 20 at Stalwart, and 13 at Willbridge.

### SUPPORTIVE & TRANSITIONAL HOUSING

On February 1, 2019, the Community Corrections Partnership (CCP) approved the allocation of \$800,000 for a Supportive Transitional Housing / Rapid Re-Housing two (2)-year pilot project. On April 3, 2020, an additional \$66,667 from one-time funds was approved by the CCP to extend the Supportive Housing Pilot program by two (2) months to coincide with the end of FY 2020-2021. Since the program launch date of May 1, 2019, Good Samaritan Shelter and The Salvation Army Santa Barbara Hospitality House have provided 28 transitional housing beds for

medium- to high-risk justice-involved individuals with multiple areas of vulnerability such as; mild to moderate mental health challenges, substance abuse challenges, and those individuals who are faced with reentry after lengthy incarceration without natural supports available for housing assistance, and who are subject to community supervision by the Santa Barbara County Probation Department. Enrolled participants are assigned a case manager that works closely with them to identify and resolve barriers to obtaining and maintaining housing, including



transportation to appointments and treatment. The programs connect participants to appropriate support services available in the community to foster long-term housing stability. During their participation, the programs use a standard assessment to determine type, duration, and amount of assistance

FIGURE 24: FY 2021-2022 SUPPORTIVE HOUSING PILOT PROGRAM





offered and identify the availability of other resources or support systems to resolve housing challenges. The ultimate goal is to foster self-sufficiency for independent living.

In addition, a .5 FTE Housing Program Specialist (\$45,000-50,000 annual salary) for Housing and Community Development was funded to manage contract invoicing and monitor program compliance and outcome measures for the two (2) year period, while working in partnership with the Probation Department.

As of June 30, 2020, 136 clients had been referred for screening and entry into the Supportive Housing Program and 101 entered. Eight (8) individuals exited to permanent housing destinations and 19 secured housing with friends or family after discharge.

On February 5, 2021, the CCP approved the incorporation of the Supportive Housing Program into the ongoing budget, in the amount of \$400,000, which includes funding for a .15FTE Housing Specialist (\$35,000).

### ***WITHDRAWAL MANAGEMENT***

Withdrawal management programs are available for individuals requesting assistance with withdrawal. The clients referred may not qualify through an Access Line referral or there may be a lack of county bed availability. These programs utilize a 14-day social model management program, requiring clients to attend daily 12-Step meetings, participate in two (2) early recovery groups, and receive individual counseling and discharge planning. Clients participate in recovery group sessions with a goal to increase their self-awareness concerning substance dependence and abuse. Clients are taught coping skills, high-risk situations and triggers, positive affirmations, self-esteem, stress management, relapse prevention, and introduction to the 12 Steps.

### ***(ON THE HORIZON) BRICK AND MORTAR HOUSING DEVELOPMENT***

The Community Corrections Partnership (CCP) previously allocated up to \$1.65 million of one-time reserve funds (\$1.5 million for construction costs and \$150,000 for a Housing Program Specialist) for development or rehabilitation of "brick and mortar" supportive housing for medium to high-risk justice-involved individuals subject to community supervision by the Probation Department. Sanctuary Centers was selected to receive the funding for this project. Sanctuary Centers will use the \$1.65 million to augment the \$13 million housing project to be constructed at 115 W. Anapamu Street. The project will provide studio and one (1) bedroom permanent supportive housing units to the target population. It is anticipated that construction will begin at the end of 2021.





## COLLABORATIVE COURTS

The County of Santa Barbara utilizes a variety of interventions and approaches to address the multi-faceted needs of those who are involved with the criminal justice system. The collaborative justice courts include Mental Health Treatment Court, Dual Diagnosis Treatment Court (DDX), Substance Abuse Treatment Court, Reentry Drug Court, Veterans Treatment Court, and Proposition 36 Court. As authorized under 1230(d) PC, investing in these courts is a justice reinvestment strategy noted in this section to “maximize the effectiveness of criminal justice resources.” The unique opportunity allows for a collaboration between the Courts, the Department of Behavior Wellness (DBW), District Attorney’s (DA’) Office, the Public Defender’s Office (PD), Santa Barbara County Probation Department and local treatment providers. The Collaborative Court teams provide holistic and comprehensive treatment plans, while guiding community supervision and recovery services to reduce recidivism and improve justice-involved individual outcomes. The drug courts adhere to best practices and the 10 Key Components of Drug Courts as established by The National Association of Drug Court Professionals (NADCP). Utilizing incentives and sanctions to encourage behavior modification, the Courts provide positive, therapeutic alternatives to jail that help end the cycle of recidivism for those individuals who are often charged with Realignment-eligible offenses. Realignment funds enable the DA’s Office to staff the Collaborative Courts with 1.0 FTE Deputy DA, allowing for full-time sharing between the northern and southern regions of the County. The number of participants in the treatment Courts has steadily decreased (82%) from February 2020 to February 2021 and it is unknown if these numbers will remain low due to out of custody citation, zero bail and shortened probation lengths due to Assembly Bill (AB) 1950.

## COMPLIANCE RESPONSE TEAMS (CRT)

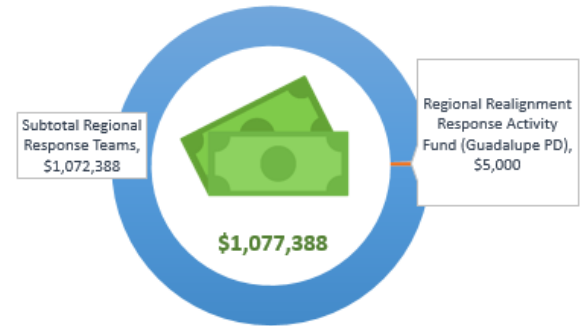
The Compliance Response Teams (CRT) were created in December of 2012 in a collaboration with the Santa Barbara Probation Department and the Santa Barbara Sheriff’s Office (SBSO). For FY 2019-2020, two (2) teams were maintained which consisted of one (1) Senior Deputy Probation Officer (Sr. DPO) partnered with a Sheriff’s Deputy. A Sheriff’s Sergeant remained assigned to assist with the coordination of field operations, provide close operational oversight and improve overall safety of team activities. The Sergeant also assists with ongoing training and evaluation of the team members.

The CRT teams spend a majority of their time in the field completing compliance checks, which include random home visits, checking on the welfare of realigned clients, tracking clients to locations using Global Positioning Satellite (GPS), conducting residence and/or pat down searches, and other duties in the field as necessary. Due to their mobility and ability for quick deployment, the CRT teams are able to provide immediate support to officers assigned to supervise realigned clients.



When clients violate their terms and conditions or have failed to report to the assigned case officer, the CRT teams use available resources to locate the clients in an attempt to gain compliance which may include bringing the client to the Probation Department or sobering center or arresting the client if warrants are outstanding or new charges exist. The CRT teams support local law enforcement in incidents involving the realigned population and are deployed as needed on a countywide basis. The CRT teams have successfully participated in operations that have removed narcotics and firearms from the community and apprehended individuals with active warrants.

**FIGURE 25: FY 2021-2022 REGIONAL RESPONSE TEAMS FUNDING**



The objectives of the CRT program were examined during the first half of the current fiscal year to ensure the mission was aligned with the overall goals of the CCP. The effort highlighted the continued need to assist with the supervision and apprehension of the Realigned clients to maintain community safety. However, the adaptation to the changing landscape of community corrections that includes a wellness based approach with a shared safety perspective was also identified. In addition, it was established that CRT must remain cognizant of the local and state level efforts to lower inmate populations and use available alternatives when feasible.

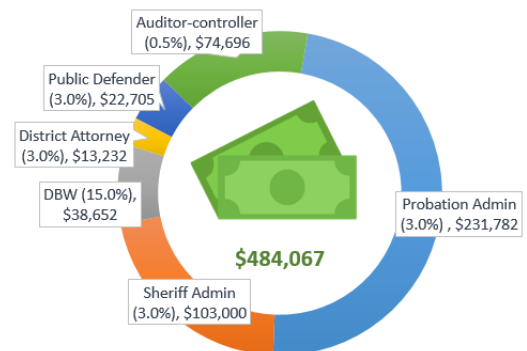
### REGIONAL REALIGNMENT RESPONSE FUND

To support the supervision of realigned clients in the city of Guadalupe, the Guadalupe Police Department (GPD) is budgeted \$5,000 to cover overtime costs to respond to incidents related to justice-involved individuals and to participate in multi-agency operations to conduct warrant apprehensions or other operations as coordinated by the Compliance Response Team (CRT). As the smallest police department, it was determined this funding is required to continue activities in Guadalupe under Realignment.

### ADMINISTRATION

To ensure the proper administration of Realignment funding, Santa Barbara County’s Community Corrections Partnership (CCP) recommends a moderate administrative expense relative to each County department’s direct program expenditures. Each County department receives 3% of the direct program expenditures they administer with the exception of the Department of Behavioral Wellness (DBW), which receives 15%. Realignment also requires Auditor-Controller resources resulting in the allocation of 0.5% of countywide direct Realignment expenditures to fund such requirements.

**FIGURE 26: FY 2021-2022 ADMINISTRATION**



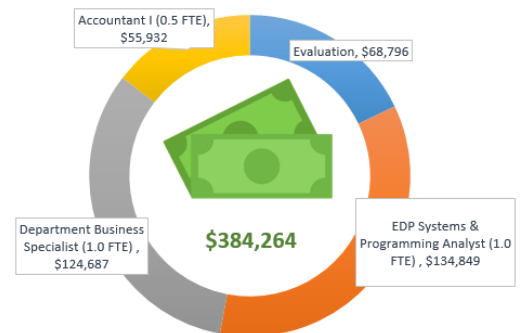




## DATA COLLECTION & EVALUATION

Santa Barbara County is committed to informing the local criminal justice system of strategies to improve practices aimed at reducing recidivism of its Realigned clients. Although not funded by the Community Corrections Partnership (CCP), the Probation Department has partnered with the University of Cincinnati Corrections Institute (UCCI) to measure the Department’s adherence to best practices in community supervision. The partnership will conclude with an assessment outlining what the department is doing that is consistent with the research on effective interventions, as well as those areas in need of improvement and specific recommendations to enhance the effectiveness of the services delivered. The criteria used by UCCI are based on empirically derived principles of effective programs, and all of the indicators included in their assessment have been found to be correlated with reductions in recidivism. The findings will also allow for comparisons with other agencies that have been assessed using the same criteria. Currently, UCCI has 35 similar assessments in its database, four (4) of which are from California. Although anticipated to have concluded by December 2020, the COVID-19 pandemic forced the postponement of this work until 2021. The findings from this effort will ultimately inform future process and outcome evaluation efforts of all supervised Probation populations.

FIGURE 27: FY 2021-2022 DATA COLLECTION & EVALUATION FUNDING



**Recidivism.** Recidivism is a key outcome measure for practitioners to evaluate the extent to which programs and services are changing behavior. Recidivism outcomes are defined as follows:

- Recidivism During Supervision** is an important indicator because it allows practitioners to examine the rates in which clients are reoffending during the time that they are being closely monitored by Santa Barbara County Probation. Supervision time represents a critical time period where counties can adjust and alter their approach to best implement preventative and intervention resources to reduce the likelihood of client recidivism. [Reference Realignment Goal #1 on page 9 of this document ]
- Recidivism Three Years Post Release from Incarceration** Assembly Bill (AB) 1050 required the Board of State and Community Corrections (BSCC) to draft and approve a statewide definition of recidivism. The approved statewide definition of recidivism is a new felony or misdemeanor conviction three (3) years from the start of supervision or release from custody. This is an important indicator because it allows for practitioners to examine the rates in which clients are reoffending in comparable time frames as other clients. This allows greater comparisons to be made across clients, interventions, and time frames. This is in direct contrast to examining recidivism within the context of “during supervision,” for which each client may experience a substantially shorter or longer time under supervision than another; this makes comparing some statistics outside of the auspices of supervision-related factors to be unreliable and invalid. This



provides an “apples to-apples” comparison of recidivism across all realigned populations, whether or not they receive supervision.

Displayed in Figure 28 are data for six (6) years of PRCS clients who started supervision in 2011 through 2016. For example, of the clients who started supervision in 2011, 54.6% recidivated within three (3) years or release from incarceration. The clients’ highest recidivating event in that three years (either misdemeanor or felony) is also provided in Figure 28. The same information for PSS clients is provided in Figure 30.

Because it can be difficult to assess if recent system changes are positively impacting recidivism, a one (1) year measure is also displayed in Figures 29 and 31. In each, the conviction rate for a new felony or misdemeanor one (1) year from the start of supervision for clients starting supervision between 2011-2018 is displayed.



FIGURE 28: PRCS RECIDIVISM 3 YEARS FROM START OF SUPERVISION

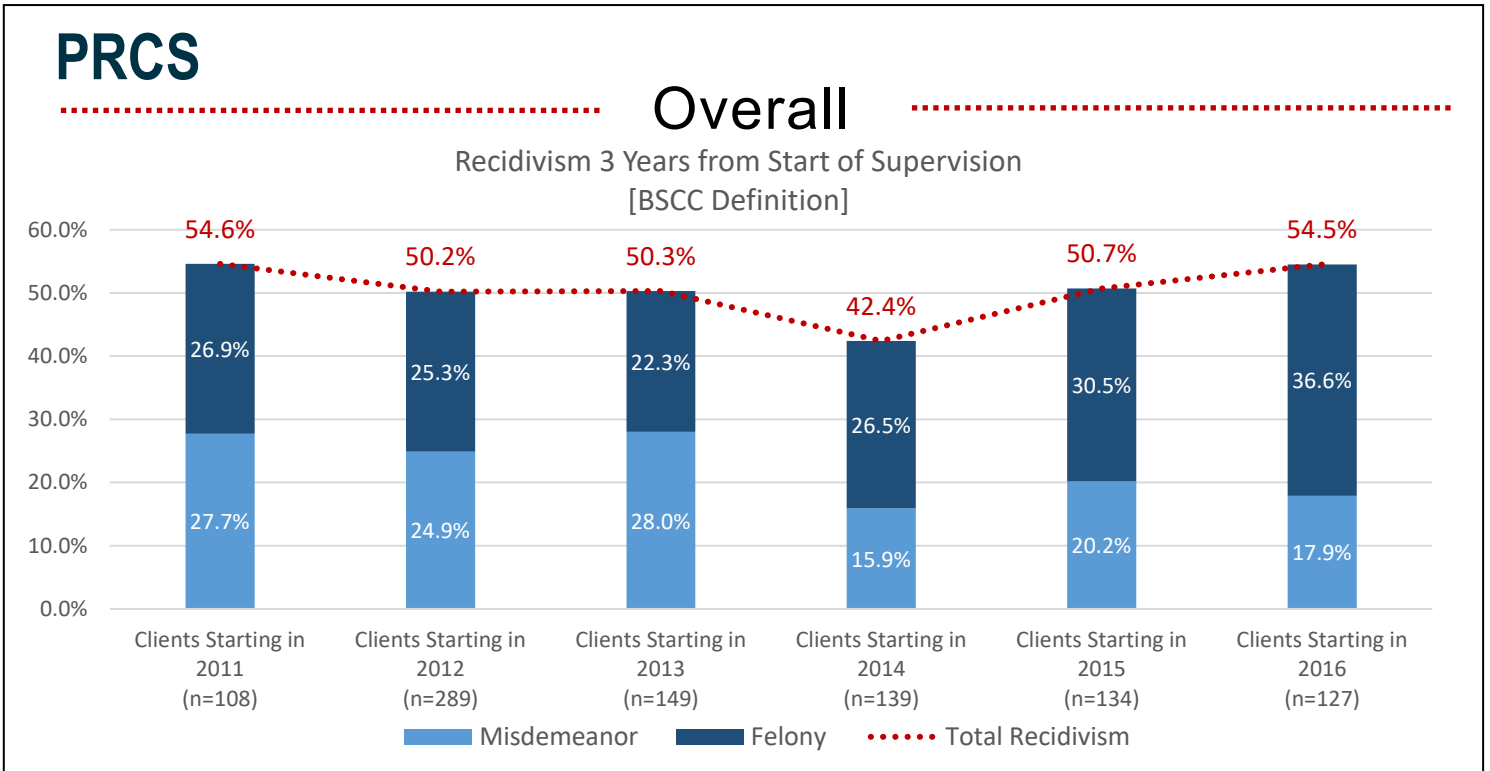
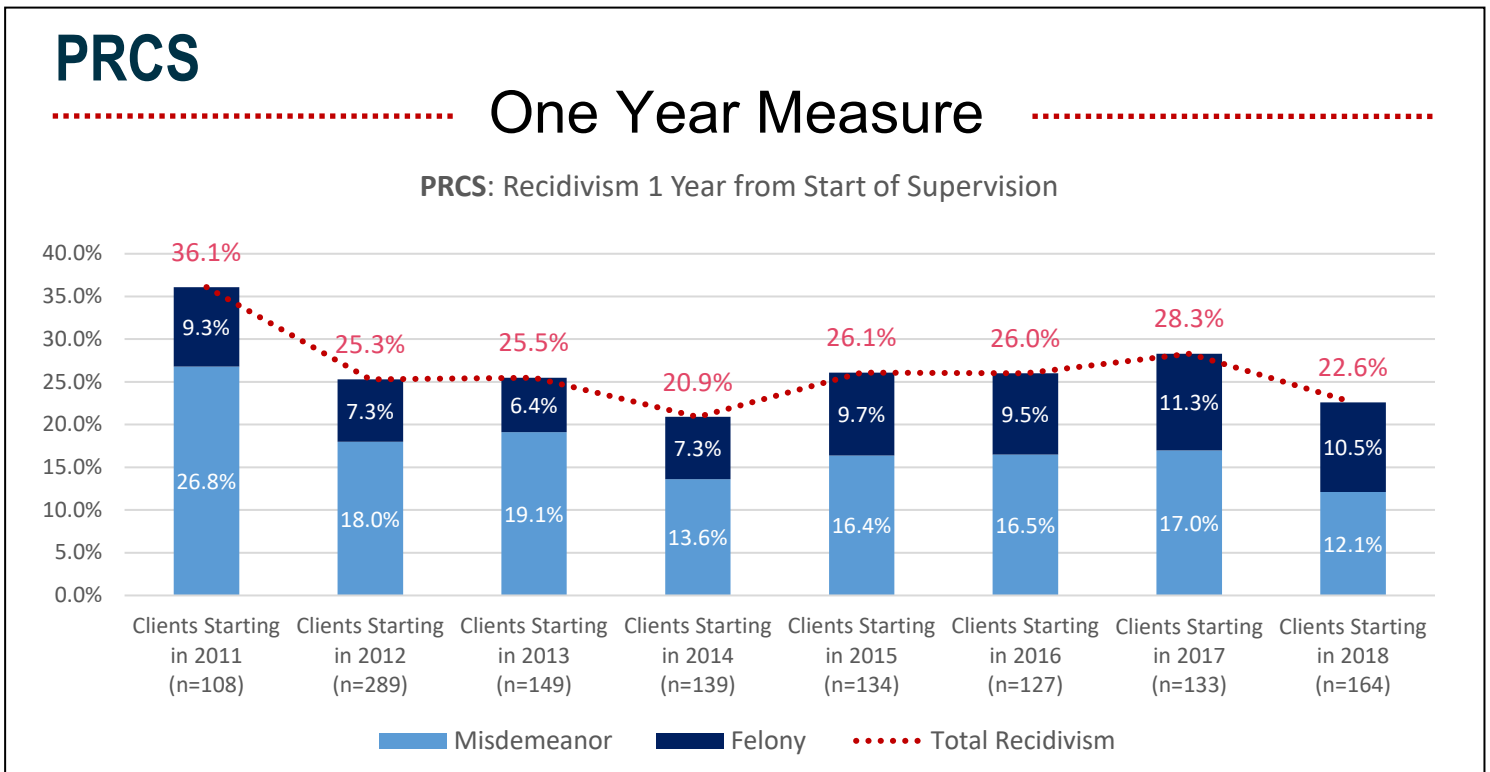
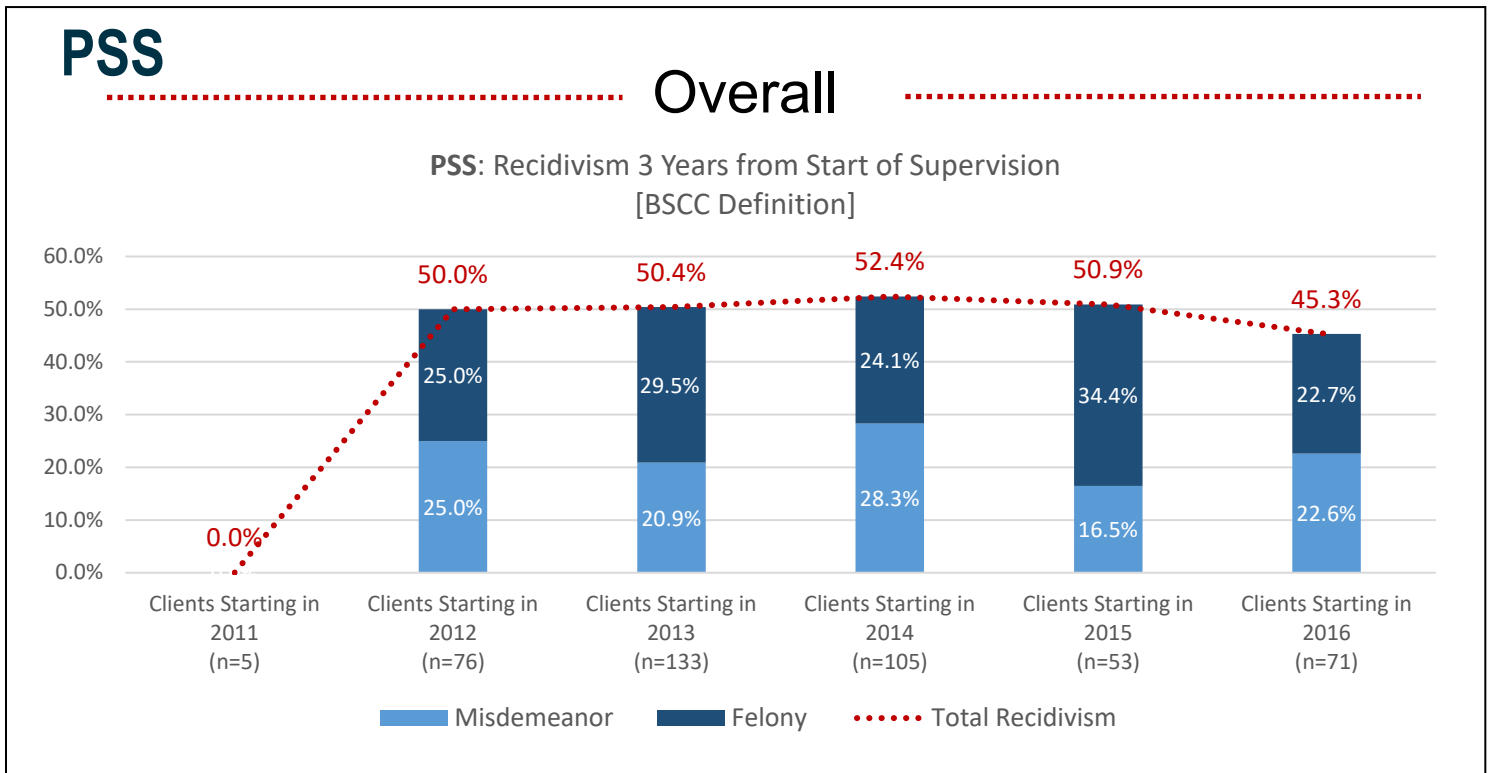


FIGURE 29: PRCS RECIDIVISM 1 YEAR FROM START OF SUPERVISION

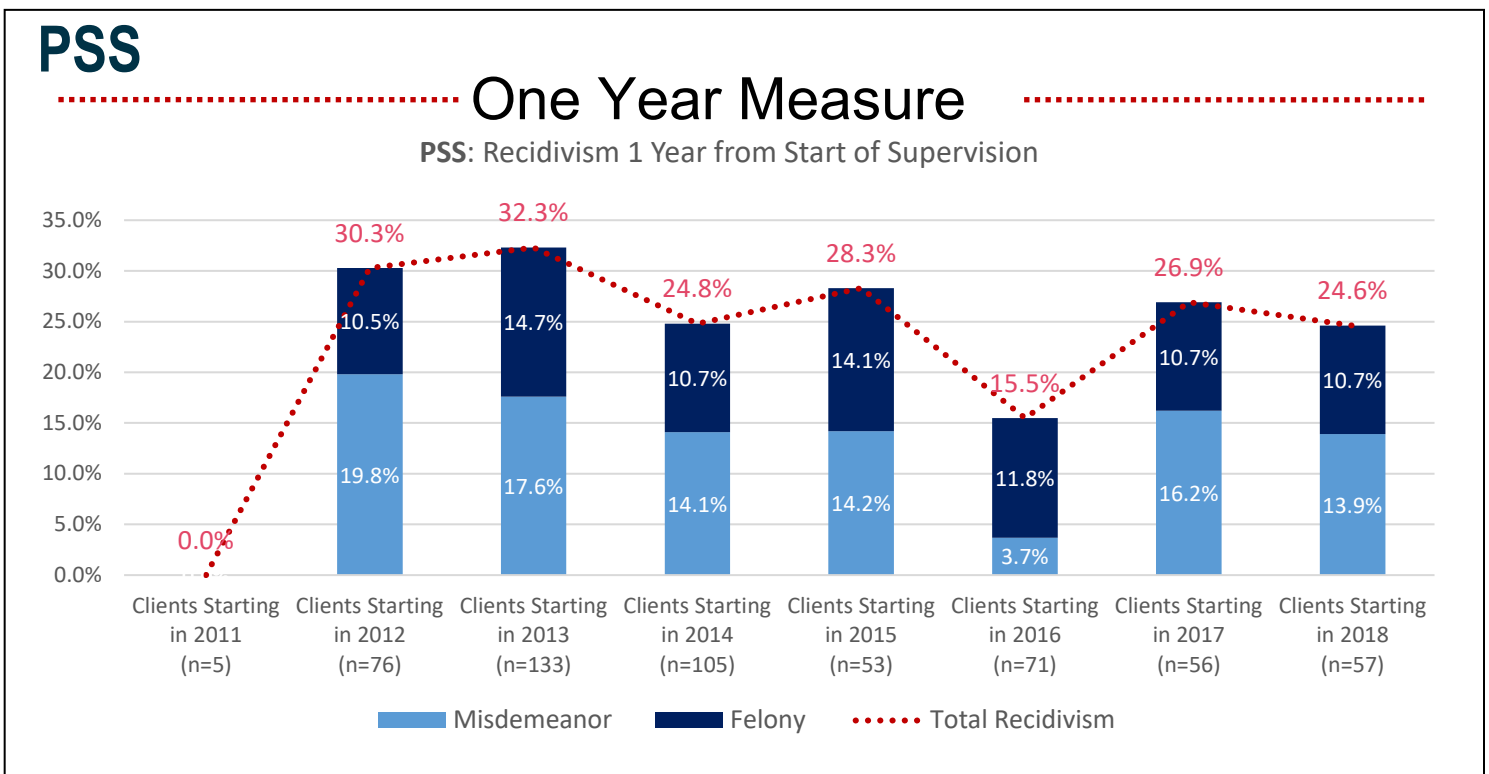




**FIGURE 30: PSS RECIDIVISM 3 YEARS FROM START OF SUPERVISION**



**FIGURE 31: PSS RECIDIVISM 1 YEAR FROM START OF SUPERVISION**





## **CRIMINAL JUSTICE DATA COMMITTEE**

The Criminal Justice Data Committee (CJDC) is a collaboration of six (6) county agencies working in partnership to facilitate cross-agency data sharing. This collective effort to gather comprehensive information for decision and policy making includes the Santa Barbara County Sheriff's Office (SBSO), District Attorney's (DA) Office, Public Defender's Office (PD), Superior Court, Department of Behavioral Wellness (DBW) and the Santa Barbara County Probation Department.

The CJDC is tasked with developing a data exchange infrastructure, process, and governance to enhance the ability to collect and analyze data on shared clients and improve data integration between agencies. To this end, the group developed an Integrated Justice Information System (IJIS). The IJIS is an innovation that resolves a core issue of cross-agency data sharing through its creation of a virtual 'handshake', or index allowing disparate systems to identify common clients regardless of where a justice-involved individual's data exists. With this in place, partner agencies can confidently connect their data and begin to explore workload efficiencies and applications to improve customer service as well as create reports and visualizations of the data. In FY 2020-2021, the number of agencies contributing to the IJIS expanded to include the PD's Office as the fourth agency –in addition to Probation, SBSO and the Superior Court.

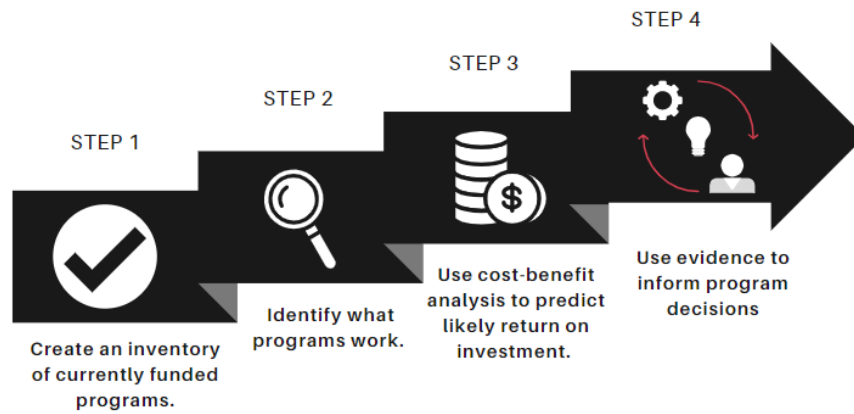
In addition, in FY 2020-2021, through the work of both the CJDC and the County's partnership with the Results First Initiative-now called the CSAC Support Hub for Criminal Justice Programming-the County is now able to pull and report recidivism data as a result of the data exchange partnerships established through the CJDC. This fiscal year, the CJDC also began to authorize particular recurring data exchanges between departments allowing for workload efficiencies to be realized.

## **CALIFORNIA STATE ASSOCIATION OF COUNTIES (CSAC) SUPPORT HUB**

The CSAC Support Hub for Criminal Justice Programming is a joint effort of CSAC and the Pew-MacArthur Results First Initiative. This partnership focuses on increasing the use of data and evidence to make informed decisions about programs that work. To that end, the CSAC Support Hub provides tools and technical assistance to counties using the Results First Approach. The Santa Barbara County Board of Supervisors (BOS) locally endorsed the Results First Approach on August 27, 2013, making Santa Barbara the first California County to participate. There are four (4) steps in the approach [Figure 32].



**FIGURE 32: CSAC SUPPORT HUB**



Through the use of research and analytics, the justice system can better assess the costs, performance, and impact of their criminal justice programs and allow the County to:

- Reduce recidivism;
- Increase the success rates for members of the community receiving services;
- Increase staff effectiveness; and
- Generate public support for using high quality cost and performance data to reduce recidivism.

Locally, the County is able to pull and report recidivism data in part because of the CSAC Support Hub for Criminal Justice Programming as well as its data exchange partnerships with the Sheriff and Superior Court through the work of the CJDC.




## V. Closing

Fiscal Year 2020-2021, like other years before, was wrought with challenges; however, the COVID-19 pandemic brought unprecedented changes that required major operation changes to local government, health care, and community corrections. The County of Santa Barbara showed great resiliency, fortitude, and creativity in its navigation of challenges over the past year. The Realignment Plan summarized the efforts of the collaborative agencies and justice partners throughout the County of Santa Barbara. Despite restrictions on physical distancing, quarantines, and many of those who were personally effected by COVID-19, new services were established, pilot programs were launched, and the partnership of agencies continued to move forward to better serve those in the community. The coming year will bring new challenges and new opportunities and the Community Corrections Partnership (CCP) will remain committed to data-driven management and evidence-based strategies to improve public safety. Local efforts will continue to focus on the areas of reentry support, detention alternatives, pretrial services, supportive and transitional housing, and holistic approaches. The CCP invites opportunity to advance new community resources, and embraces innovative ways to reduce recidivism while ensuring individuals are served with dignity, respect and humanity.

*"Do not judge me by my success, judge me by how many times I fell down and got back up again."*

—Nelson Mandela



## VI. Spending Plan

The proposed FY 2021-2022 budget of more than \$15 million continues to be aligned with key efforts focused on jail population management, alternative sentencing, case management, supervision, treatment and support for Realigned clients.

The budget includes an allocation of \$194,500 of restricted fund balance to one time Realignment program related needs, as follows: Data needs for the Criminal Justice Data Committee \$40,000 and Neighborhood Court Pilot Program District Attorney \$154,500. In addition, the Supportive Housing program was approved to the ongoing budget in the amount of \$400,000 annually.

Having the narrative detail of each described in previous sections, the charts included in the following pages detail:

1. FY 2021-2022 Public Safety Realignment Act Budget
2. Public Safety Realignment Act (AB109) Restricted Fund Balance Trend Summary
3. AB109 Restricted Fund Balance and FY 2021-2022 One-Time Allocation
4. A Five-Year Use/Source of Funds Trend Summary
5. A Five-Year Use/Source of Funds Trend (Detail)



# 1. FY 2021-2022 Public Safety Realignment Act Budget

	<u>FY 2021-22</u>
<b>CUSTODY</b>	
<b>JAIL CUSTODY</b>	
Custody Sergeant (1.0 FTE)	211,400
Custody Deputy S/D (4.0 FTE)	685,000
Custody Deputy (8.0 FTE)	1,189,400
AOP II (1.0 FTE)	110,800
Parolee Custody	275,000
Services and Supplies	55,000
<b>Total Jail Custody:</b>	<b><u>2,526,600</u></b>
<b>DETENTION ALTERNATIVES</b>	
DPO Assessor (2.0 FTE)	330,442
Custody Deputy (1.0 FTE)	145,700
GPS Units	73,000
Services and Supplies	5,000
<b>Total Detention Alternatives:</b>	<b><u>554,142</u></b>
<b>TOTAL CUSTODY</b>	<b>3,080,742</b>
<b>PROGRAM AND TREATMENT</b>	
<b>MENTAL HEALTH</b>	
Psychiatrist - DBW (0.25 FTE)	98,683
Psychiatric Technician - DBW (1.0 FTE)	122,147
MH Practitioner/Post Doc Intern - DBW (0.25 FTE)	36,846
Additional MH Services - DBW	190,129
MHRC Program	1,103,665
<b>Total Mental Health:</b>	<b><u>1,551,470</u></b>
<b>RELATED TREATMENT</b>	
<u>Sheriff Treatment Program (STP)</u>	
Correctional Counselors (3 - North Branch Jail)	228,100
Correctional Counselors (2 - South Branch Jail)	152,200
Classification Case Manager (1 - South Branch Jail)	96,400
Security Escort (2.0 FTE - South Branch Jail)	271,000
Curriculum (North Branch Jail)	20,300
Curriculum (South Branch Jail)	25,400
AOP II (1.0 FTE - North Branch Jail)	111,900
<b>Total Related Treatment:</b>	<b><u>905,300</u></b>
<b>RE-ENTRY SERVICES</b>	
DPO Sr - PRRC (1.0 FTE)	175,989
DPO - PRRC (1.0 FTE)	186,759
AOP - PRRC (1.0 FTE)	108,578
Community Release Specialist - Sheriff (1.0 FTE)	106,800
Contract Discharge Planner - Sheriff (1.0 FTE)	83,100
Services and Supplies - Sheriff	106,000
Pharmaceuticals	20,000
Treatment and Re-Entry Services	1,041,292
<b>Total Re-Entry Services:</b>	<b><u>1,828,518</u></b>
<b>VICTIM SERVICES</b>	
Victim Witness Advocate (PTS) (1.0 FTE)	119,534
<b>Total Victim Services</b>	<b><u>119,534</u></b>
<b>TOTAL PROGRAM AND TREATMENT</b>	<b>4,404,822</b>

# 1. FY 2021-2022 Public Safety Realignment Act Budget

## CONTINUED

	<u>FY 2021-22</u>
<b>COMMUNITY SUPERVISION</b>	
<b>COMMUNITY SUPERVISION AND CASE MANAGEMENT</b>	
<u>Supervision &amp; Support</u>	
Probation Manager (0.5 FTE)	108,378
SPO (2.0 FTE)	386,527
AOP (2.0 FTE)	<u>204,946</u>
<i>Subtotal Supervision &amp; Support:</i>	<i>699,851</i>
<u>PRCS &amp; PSS</u>	
DPO Sr (1.0 FTE)	176,247
DPO (14.0 FTE)	<u>2,303,682</u>
<i>Subtotal PRCS &amp; PSS:</i>	<i>2,479,929</i>
<u>Operating Expenses</u>	
Vehicle Costs and Travel Expenses	46,100
Services and Supplies	<u>33,000</u>
<i>Total Operating Expense:</i>	<i>79,100</i>
Urinalysis	<u>10,000</u>
<b>Total Community Supervision &amp; Case Management:</b>	<b><u>3,268,880</u></b>
<b>COLLABORATIVE EFFORTS</b>	
<u>Regional Response Teams</u>	
DPO Sr (2.0 FTE)	356,588
DSO S/D (2.0 FTE)	386,000
Deputy SGT (1.0 FTE)	251,800
Training - Sheriff	3,000
Services and Supplies - Sheriff	3,900
Vehicle Costs - Sheriff	<u>71,100</u>
<i>Subtotal Regional Response Teams:</i>	<i>1,072,388</i>
Regional Realignment Response Activity Fund (Guadalupe PD)	5,000
Collaborative Courts - District Attorney (1.0 FTE)	<u>321,524</u>
<b>Total Collaborative Efforts:</b>	<b><u>1,398,912</u></b>
<b>TOTAL COMMUNITY SUPERVISION</b>	<b>4,667,792</b>
<b>HOUSING</b>	
<b>SUBSIDIZED SLE, DETOX</b>	
Subsidized SLE, Detox	<u>320,000</u>
<b>Total Subsidized Detox Housing:</b>	<b>320,000</b>
<b>SUPPORTIVE HOUSING</b>	
Supportive Housing Pilot Program - HCD	<u>400,000</u>
<b>Total Supportive Housing:</b>	<b>400,000</b>
<b>HOUSING SPECIALISTS</b>	
4 Housing Specialists - Public Defender	45,000
2 Housing Specialists - Probation	<u>10,000</u>
<b>Total Housing Specialists:</b>	<b><u>55,000</u></b>
<b>TOTAL HOUSING</b>	<b>775,000</b>
<b>PRETRIAL SERVICES</b>	
DPO Sr (1.0 FTE)	178,294
DPO (3.0 FTE)	457,652
Supervision Services and Supplies	125,000
Assessment Services and Supplies	<u>53,441</u>
Total Pretrial Services	<u>814,387</u>
<b>TOTAL PRETRIAL SERVICES</b>	<b>814,387</b>

# 1. FY 2021-2022 Public Safety Realignment Act Budget

## CONTINUED

	<u>FY 2021-22</u>
<b>INNOVATIONS</b>	
<b>HOLISTIC DEFENSE</b>	
Advocate/Social Workers MSW - Public Defender (4.0 FTE)	426,494
LOP - Public Defender (ExH)	45,291
Client Services Specialist (ExH)	56,457
3 RTP Transporter (ExH)	133,575
Travel Expenses - Public Defender	50,000
<b>Total Holistic Defense:</b>	<b><u>711,817</u></b>
<b>COMMUNITY ENGAGEMENT</b>	
Community Engagement	100,000
<b>Total Community Engagement:</b>	<b><u>100,000</u></b>
<b>TOTAL INNOVATIONS</b>	<b>811,817</b>
<b>ADMINISTRATION AND DATA ANALYSIS</b>	
<b>EVALUATION AND DATA ANALYSIS</b>	
Evaluation	68,796
EDP Systems & Programming Analyst (1.0 FTE)	134,849
Department Business Specialist (1.0 FTE)	124,687
Accountant I (0.5 FTE)	55,932
<b>Total Evaluation and Data Analysis:</b>	<b><u>384,264</u></b>
<b>ADMINISTRATION</b>	
Probation Admin (3.0%)	231,782
Sheriff Admin (3.0%)	103,000
DBW (15.0%)	38,652
District Attorney (3.0%)	13,232
Public Defender (3.0%)	22,705
Auditor-Controller (0.5%)	74,696
<b>Total Administration:</b>	<b><u>484,067</u></b>
<b>TOTAL ADMINISTRATION AND DATA ANALYSIS</b>	<b><u>868,331</u></b>
<b>TOTAL FY 2021-2022 Budget:</b>	<b><u><u>15,422,891</u></u></b>
<b>FINANCING</b>	
FY 2021-22 AB109 Allocation (Estimate)	13,460,000
State General Fund Realignment Backfill	849,845
FY 2019-20 Growth Funds	-
Use of Restricted Fund Balance (Reserves)	1,113,046
<b>Total Financing:</b>	<b><u><u>15,422,891</u></u></b>

## 2. Public Safety Realignment Act (AB109) Restricted Fund Balance

### Trend Summary

#### Program Restricted Fund Balance

Fiscal Year (FY)	Beginning Fund			Ending Fund	
	Balance	Increases	Decreases	Balance	
FY 2011-2012	\$ -	\$ 2,192,851	\$ -	\$ 2,192,851	
FY 2012-2013	\$ 2,192,851	\$ 1,989,390	\$ (1,828,606)	\$ 2,353,635	
FY 2013-2014	\$ 2,353,635	\$ 1,180,749	\$ (209,287)	\$ 3,325,097	
FY 2014-2015	\$ 3,325,097	\$ 1,273,852	\$ (314,006)	\$ 4,284,944	
FY 2015-2016	\$ 4,284,944	\$ 3,274,487	\$ -	\$ 7,559,431	
FY 2016-2017	\$ 7,559,431	\$ 2,825,790	\$ (58,838)	\$ 10,326,383	
FY 2017-2018	\$ 10,326,383	\$ 3,531,182	\$ (272,523)	\$ 13,585,042	
FY 2018-2019	\$ 13,585,042	\$ 2,594,148	\$ (342,888)	\$ 15,836,302	
FY 2019-2020	\$ 15,836,302	\$ 3,639,359	\$ (3,893,368)	\$ 15,582,292	
FY 2020-2021 Est	\$ 15,582,292	\$ 3,360,671	\$ (794,700)	\$ 18,148,263	

#### Planning Restricted Fund Balance

Fiscal Year (FY)	Beginning Fund			Ending Fund	
	Balance	Increases	Decreases	Balance	
FY 2011-2012	\$ -	\$ -	\$ -	\$ -	
FY 2012-2013	\$ -	\$ 150,000	\$ -	\$ 150,000	
FY 2013-2014	\$ 150,000	\$ 150,000	\$ -	\$ 300,000	
FY 2014-2015	\$ 300,000	\$ 150,000	\$ -	\$ 450,000	
FY 2015-2016	\$ 450,000	\$ 150,000	\$ (68,326)	\$ 531,674	
FY 2016-2017	\$ 531,674	\$ 150,000	\$ (120,399)	\$ 561,275	
FY 2017-2018	\$ 561,275	\$ 150,000	\$ (48,938)	\$ 662,337	
FY 2018-2019	\$ 662,337	\$ 150,000	\$ (29,789)	\$ 782,548	
FY 2019-2020	\$ 782,548	\$ 150,000	\$ (6,605)	\$ 925,943	
FY 2020-2021 Est	\$ 925,943	\$ 150,000	\$ (25,000)	\$ 1,050,943	

#### Implementation Restricted Fund Balance

Fiscal Year (FY)	Beginning Fund			Ending Fund	
	Balance	Increases	Decreases	Balance	
FY 2011-2012	\$ -	\$ 63,255	\$ -	\$ 63,255	
FY 2012-2013	\$ 63,255	\$ -	\$ -	\$ 63,255	
FY 2013-2014	\$ 63,255	\$ -	\$ -	\$ 63,255	
FY 2014-2015	\$ 63,255	\$ -	\$ (17,800)	\$ 45,455	
FY 2015-2016	\$ 45,455	\$ -	\$ -	\$ 45,455	
FY 2016-2017	\$ 45,455	\$ -	\$ (43,486)	\$ 1,969	
FY 2017-2018	\$ 1,969	\$ -	\$ (1,969)	\$ -	

### 3. Realigned Restricted Fund Balance and FY 2021-2022 One Time Allocation

#### AB109 Restricted Fund Balance (Reserves) -- Programmatic

<b>AB109 Restricted Fund Balance</b>	<b>15,582,293</b>
<b>Less Adjustments</b>	
Remaining Balances For FY 17-18 One Time Allocations	
Probation Report and Resource Center (PRRC)	1,500,000
Pretrial Services Program	359,820
Subtotal Remaining Balances for FY 17-18 One Time Allocations	1,859,820
Remaining Balances For FY 18-19 One Time Allocations	
Development/Rehabilitation of Re-Entry/Transitional Facility (HCD)	1,602,098
Supportive Housing (2-Year Pilot Program - HCD)	358,589
Pretrial Felony Mental Health Diversion Program (Cash Match - Behavioral Wellness)	528,900
Subtotal Remaining Balances For FY 18-19 One Time Allocations	2,489,587
FY 20-21 One Time Allocations	
Prop 47 Data Mining - Fourth Year (Public Defender)	38,000
Prop 47 (Court)	24,000
Prop 47 (District Attorney)	16,000
Neighborhood Court Pilot Program (District Attorney)	154,500
Data Needs (Criminal Justice Data Committee)	40,000
Supportive Housing Pilot Program (2 Months - HCD)	66,667
Subtotal FY 20-21 One Time Allocations	339,167
To Balance FY 20-21 Ongoing Operations	1,041,423
Prudent Reserve	1,200,000
<b>Total Adjustments</b>	<b>6,929,997</b>
<b>Available AB109 Restricted Fund Balance</b>	<b>8,652,296</b>

#### FY 2021-22 AB 109 One Time Allocation Requests

<b><u>One Time Allocations - Programmatic Restricted Fund Balance (Reserves)</u></b>	
Neighborhood Court Pilot Program (District Attorney)	154,500
Data Needs (Criminal Justice Data Committee)	40,000
<b>Total Use of Programmatic Restricted Fund Balance:</b>	<b>194,500</b>

<b><u>One Time Allocations - Planning Restricted Fund Balance (Reserves)</u></b>	
Evaluation Contract	50,000
Annual Training Allocation	25,000
<b>Total Use of Planning Restricted Fund Balance:</b>	<b>75,000</b>

## 4. A Five Year Use/Source of Funds Trend Summary

	FY 2018-2019 <u>Actual</u>	FY 2019-2020 <u>Actual</u>	FY 2020-2021 <u>Adop Budget</u>	FY 2020-2021 <u>FYE Estimate</u>	FY 2021-2022 <u>Adop Budget</u>
<b>SOURCE OF FUNDS</b>					
<b><u>STATE REVENUE</u></b>					
AB109 Base Allocation	13,116,127	13,460,000	13,663,991	13,663,991	13,460,000
PFY Addl AB109 Allocation	-	-	-	999,700	-
State General Fund Realignment Backfill				849,845	849,845
PFY Growth Funds	684,354	531,882	531,882	-	-
Planning Funds	150,000	150,000	-	150,000	-
<b>TOTAL STATE REVENUE:</b>	<b>13,950,481</b>	<b>14,141,882</b>	<b>14,195,873</b>	<b>15,663,536</b>	<b>14,309,845</b>
<b><u>DECREASE TO RFB</u></b>					
Use of PFY Unspent Allocation	-	-	509,541	-	1,113,046
MHRC and PRRC Remodel	-	3,051,832	-	-	-
Data Needs - CJDC	40,000	11,441	40,000	40,000	40,000
Prop 47 Data Mining	140,039	147,403	38,000	38,000	-
Prop 47 Judicial Assistant	-	83,155	24,000	24,000	-
Prop 47 Distric Attorney	51,500	62,154	16,000	16,000	-
Neighborhood Court Pilot Program (District Attorney)	-	-	154,500	33,400	154,500
Jail Treatment Expansion Tablets and infrastructure	90,000	98,550	-	-	-
Re-Entry/Transitional Facility-HCD	5,000	42,902	-	50,000	-
Supportive Housing-HCD	-	395,932	66,667	425,300	-
Pretrial Felony Mental Health Diversion Program-DBW	-	-	-	168,000	-
Annual Training Allocation	18,437	903	25,000	25,000	25,000
Expansion of Evaluation Contract	-	5,702	50,000	-	50,000
<b>TOTAL DECREASE TO RFB:</b>	<b>344,976</b>	<b>3,899,973</b>	<b>923,708</b>	<b>819,700</b>	<b>1,382,546</b>
<b>TOTAL SOURCE OF FUNDS:</b>	<b>14,295,457</b>	<b>18,041,855</b>	<b>15,119,581</b>	<b>16,483,236</b>	<b>15,692,391</b>
<b>USE OF FUNDS</b>					
<b><u>ONGOING EXPENDITURES</u></b>					
<b><u>CUSTODY</u></b>					
Jail Custody	2,399,866	2,438,432	2,521,190	2,521,190	2,526,600
Detention Alternatives	903,123	438,672	572,208	520,049	554,142
<b>TOTAL CUSTODY:</b>	<b>3,302,989</b>	<b>2,877,104</b>	<b>3,093,398</b>	<b>3,041,239</b>	<b>3,080,742</b>
<b><u>PROGRAM AND TREATMENT</u></b>					
Mental Health	315,539	328,712	1,549,535	445,870	1,551,470
Sheriff Treatment Program (STP)	215,584	161,265	870,403	626,100	905,300
Re-Entry Services	1,340,479	1,325,447	1,811,606	1,465,469	1,828,518
Victim Services	54,612	95,549	115,360	115,360	119,534
<b>TOTAL PROGRAM AND TREATMENT:</b>	<b>1,926,214</b>	<b>1,910,974</b>	<b>4,346,904</b>	<b>2,652,799</b>	<b>4,404,822</b>
<b><u>COMMUNITY SUPERVISION</u></b>					
Community Supervision & Case Management	2,918,525	2,573,880	3,152,124	2,994,201	3,268,880
Collaborative Efforts	1,092,842	979,834	1,342,128	1,125,526	1,398,912
<b>TOTAL COMMUNITY SUPERVISION:</b>	<b>4,011,367</b>	<b>3,553,714</b>	<b>4,494,252</b>	<b>4,119,727</b>	<b>4,667,792</b>
<b><u>HOUSING</u></b>					
Subsidized SLE, Detox	292,348	320,000	320,000	305,862	320,000
Supportive Housing Pilot Program	-	-	-	-	400,000
Housing Specialists	30,219	29,267	55,000	54,000	55,000
<b>TOTAL HOUSING:</b>	<b>322,567</b>	<b>349,267</b>	<b>375,000</b>	<b>359,862</b>	<b>775,000</b>
<b>PRETRIAL SERVICES</b>	<b>745,168</b>	<b>619,917</b>	<b>793,829</b>	<b>731,763</b>	<b>814,387</b>

## 4. A Five Year Use/Source of Funds Trend Summary CONTINUED

	FY 2018-2019 <u>Actual</u>	FY 2019-2020 <u>Actual</u>	FY 2020-2021 <u>Adop Budget</u>	FY 2020-2021 <u>FYE Estimate</u>	FY 2021-2022 <u>Adop Budget</u>
<b><u>INNOVATIONS</u></b>					
Holistic Defense	302,688	428,177	609,104	609,104	711,817
Community Engagement	33,760	22,687	100,000	16,100	100,000
<b>TOTAL INNOVATIONS:</b>	<b>336,448</b>	<b>450,864</b>	<b>709,104</b>	<b>625,204</b>	<b>811,817</b>
<b><u>ADMINISTRATION AND DATA ANALYSIS</u></b>					
Evaluation and Data Analysis	153,896	208,798	424,802	186,162	384,264
Administration	390,205	381,886	468,125	436,109	484,067
<b>TOTAL ADMINISTRATION AND DATA ANALYSIS:</b>	<b>544,101</b>	<b>590,684</b>	<b>892,927</b>	<b>622,271</b>	<b>868,331</b>
<b>TOTAL ONGOING EXPENDITURES:</b>	<b>11,188,853</b>	<b>10,352,523</b>	<b>14,705,414</b>	<b>12,152,865</b>	<b>15,422,891</b>
<b><u>ONE TIME EXPENDITURES</u></b>					
MHRC and PRRC remodel	-	3,051,832	-	-	-
Data Needs - CJDC	40,000	11,441	40,000	40,000	40,000
Prop 47 Data Mining	140,039	147,403	38,000	38,000	-
Prop 47 Judicial Assistant	-	83,155	24,000	24,000	-
Prop 47 Distric Attorney	51,500	62,154	16,000	16,000	-
Neighborhood Court Pilot Program (District Attorney)	-	-	154,500	33,400	154,500
Jail Treatment Expansion Tablets and infrastructure	90,000	98,550	-	-	-
Re-Entry/Transitional Facility-HCD	5,000	42,902	-	50,000	-
Supportive Housing-HCD	-	395,932	66,667	425,300	-
Pretrial Felony Mental Health Diversion Program-DBW	-	-	-	168,000	-
Annual Training Allocation	18,437	903	25,000	25,000	25,000
Expansion of Evaluation Contract	-	5,702	50,000	-	50,000
<b>TOTAL ONE TIME EXPENDITURES:</b>	<b>344,976</b>	<b>3,899,973</b>	<b>414,167</b>	<b>819,700</b>	<b>269,500</b>
<b><u>INCREASE TO RFB</u></b>					
Unspent Base Allocation	1,927,274	3,107,477	-	1,511,126	-
PFY Addl AB109 Allocation	-	-	-	999,700	-
State General Fund Realignment Backfill	-	-	-	849,845	-
PFY Growth Funds	684,354	531,882	-	-	-
Planning Funds	150,000	150,000	-	150,000	-
<b>TOTAL INCREASE TO RFB:</b>	<b>2,761,628</b>	<b>3,789,359</b>	<b>-</b>	<b>3,510,671</b>	<b>-</b>
<b>TOTAL USE OF FUNDS:</b>	<b>14,295,457</b>	<b>18,041,855</b>	<b>15,119,581</b>	<b>16,483,236</b>	<b>15,692,391</b>

## 5. A Five Year Use/Source of Funds Trend (Detail)

	FY 2018-2019	FY 2019-2020	FY 2020-2021	FY 2020-2021	FY 2021-2022
	Actual	Actual	Adop Budget	FYE Estimate	Adop Budget
<b>SOURCE OF FUNDS</b>					
<b>STATE REVENUE</b>					
AB109 Base Allocation	13,116,127	13,460,000	13,663,991	13,663,991	13,460,000
PFY Adtl AB109 Allocation	-	-	-	999,700	-
State General Fund Realignment Backfill				849,845	849,845
PFY Growth Funds	684,354	531,882	531,882	-	-
Planning Funds	150,000	150,000	-	150,000	-
<b>TOTAL STATE REVENUE:</b>	<b>13,950,481</b>	<b>14,141,882</b>	<b>14,195,873</b>	<b>15,663,536</b>	<b>14,309,845</b>
<b>DECREASE TO RFB</b>					
Use of PFY Unspent Allocation	-	-	509,541	-	1,113,046
MHRC and PRRC Remodel	-	3,051,832	-	-	-
Data Needs - CJDC	40,000	11,441	40,000	40,000	40,000
Prop 47 Data Mining	140,039	147,403	38,000	38,000	-
Prop 47 Judicial Assistant	-	83,155	24,000	24,000	-
Prop 47 Distric Attorney	51,500	62,154	16,000	16,000	-
Neighborhood Court Pilot Program (District Attorney)	-	-	154,500	33,400	154,500
Jail Treatment Expansion Tablets and infrastructure	90,000	98,550	-	-	-
Re-Entry/Transitional Facility-HCD	5,000	42,902	-	50,000	-
Supportive Housing-HCD	-	395,932	66,667	425,300	-
Pretrial Felony Mental Health Diversion Program-DBW	-	-	-	168,000	-
Annual Training Allocation	18,437	903	25,000	25,000	25,000
Expansion of Evaluation Contract	-	5,702	50,000	-	50,000
<b>TOTAL DECREASE TO RFB:</b>	<b>344,976</b>	<b>3,899,973</b>	<b>923,708</b>	<b>819,700</b>	<b>1,382,546</b>
<b>TOTAL SOURCE OF FUNDS:</b>	<b>14,295,457</b>	<b>18,041,855</b>	<b>15,119,581</b>	<b>16,483,236</b>	<b>15,692,391</b>
<b>USE OF FUNDS</b>					
<b>ONGOING EXPENDITURES</b>					
<b>CUSTODY</b>					
<u>Jail Custody</u>					
Jail Staff	2,399,614	2,437,666	2,191,190	2,191,190	2,196,600
Parolee Custody	-	-	275,000	275,000	275,000
Services and Supplies	251	766	55,000	55,000	55,000
Subtotal Jail Custody:	2,399,866	2,438,432	2,521,190	2,521,190	2,526,600
<u>Detention Alternatives</u>					
DPO Assessor (2.0 FTE)	305,052	223,866	322,749	322,749	330,442
Alternative Sentencing Staff	489,749	176,776	171,459	152,700	145,700
GPS Units	47,083	-	73,000	40,600	73,000
Services and Supplies	61,239	38,030	5,000	4,000	5,000
Subtotal Detention Alternatives:	903,123	438,672	572,208	520,049	554,142
<b>TOTAL CUSTODY:</b>	<b>3,302,989</b>	<b>2,877,104</b>	<b>3,093,398</b>	<b>3,041,239</b>	<b>3,080,742</b>
<b>PROGRAM AND TREATMENT</b>					
<u>Mental Health</u>					
Psychiatrist (0.25 FTE) - DBW	110,954	133,863	96,748	96,748	98,683
Psychiatric Technician - DBW (1.0 FTE)	117,160	119,168	122,147	122,147	122,147
MH Practitioner/Post Doc Intern - DBW (0.25 FTE)	18,151	6,407	36,846	36,846	36,846
Additional MH Services - DBW	69,274	69,274	190,129	190,129	190,129
MHRC Program	-	-	1,103,665	-	1,103,665
Subtotal Mental Health:	315,539	328,712	1,549,535	445,870	1,551,470
Sheriff Treatment Program (STP)	215,584	161,265	870,403	626,100	905,300
<u>Re-Entry Services</u>					
DPO Sr - PRRC (1.0 FTE)	145,477	170,033	171,466	172,438	175,989
DPO - PRRC (1.0 FTE)	184,077	150,636	182,540	170,918	186,759
AOP - PRRC (1.0 FTE)	106,878	99,152	107,606	106,616	108,578
Community Release Specialist - Sheriff (1.0 FTE)	22,083	-	99,638	22,700	106,800
Contract Discharge Planner - Sheriff (1.0 FTE)	108,787	45,873	83,094	54,300	83,100
Services and Supplies - Sheriff	2,706	49,603	105,970	98,700	106,000
Pharmaceuticals	470	301	20,000	319	20,000
Treatment and Re-Entry Services	770,000	809,849	1,041,292	839,478	1,041,292
Subtotal Re-Entry Services:	1,340,479	1,325,447	1,811,606	1,465,469	1,828,518
<u>Victim Services</u>					
Victim Witness Advocate (PTS) (1.0 FTE)	54,612	95,549	115,360	115,360	119,534
Subtotal Victim Services	54,612	95,549	115,360	115,360	119,534
<b>TOTAL PROGRAM AND TREATMENT:</b>	<b>1,926,214</b>	<b>1,910,974</b>	<b>4,346,904</b>	<b>2,652,799</b>	<b>4,404,822</b>



## 5. A Five Year Use/Source of Funds Trend (Detail) CONTINUED

	FY 2018-2019 Actual	FY 2019-2020 Actual	FY 2020-2021 Adop Budget	FY 2020-2021 FYE Estimate	FY 2021-2022 Adop Budget
<b><u>COMMUNITY SUPERVISION</u></b>					
<u>Community Supervision and Case Management</u>					
<u>Supervision &amp; Support</u>					
Probation Manager (0.5 FTE)	101,336	92,480	103,427	103,427	108,378
SPO (2.0 FTE)	357,273	344,693	374,027	374,027	386,527
AOP (2.0 FTE)	<u>205,861</u>	<u>155,411</u>	<u>212,086</u>	<u>201,979</u>	<u>204,946</u>
Subtotal Supervision & Support:	664,470	592,584	689,540	679,433	699,851
<u>PRCS &amp; PSS</u>					
DPO Sr (1.0 FTE)	165,880	121,605	173,801	173,111	176,247
DPO (14.0 FTE)	<u>2,008,350</u>	<u>1,786,080</u>	<u>2,199,683</u>	<u>2,085,407</u>	<u>2,303,682</u>
Subtotal PRCS & PSS:	2,174,230	1,907,685	2,373,484	2,258,518	2,479,929
<u>Operating Expenses</u>					
Vehicle Costs and Travel Expenses	42,275	36,165	46,100	23,050	46,100
Services and Supplies	<u>32,190</u>	<u>33,329</u>	<u>33,000</u>	<u>33,000</u>	<u>33,000</u>
Subtotal Operating Expense:	74,465	69,494	79,100	56,050	79,100
Urinalysis	<u>5,360</u>	<u>4,117</u>	<u>10,000</u>	<u>200</u>	<u>10,000</u>
Subtotal Community Supervision & Case Management:	2,918,525	2,573,880	3,152,124	2,994,201	3,268,880
<u>Collaborative Efforts</u>					
<u>Regional Response Teams</u>					
DPO Sr (2.0 FTE)	320,440	161,834	345,302	265,381	356,588
Deputy S/D (2.0 FTE)	263,737	289,351	365,320	301,200	386,000
Deputy SGT (1.0 FTE)	159,460	146,552	237,961	182,200	251,800
Training - Sheriff	-	-	3,000	-	3,000
Services and Supplies - Sheriff	-	4,724	5,000	7,400	3,900
Vehicle Costs - Sheriff	<u>59,548</u>	<u>81,256</u>	<u>70,000</u>	<u>58,800</u>	<u>71,100</u>
Subtotal Regional Response Teams:	803,185	683,717	1,026,583	814,981	1,072,388
Regional Realignment Response Activity Fund (Police Depts.)	-	-	5,000	-	5,000
Collaborative Courts - District Attorney (1.0 FTE)	<u>289,657</u>	<u>296,117</u>	<u>310,545</u>	<u>310,545</u>	<u>321,524</u>
Subtotal Collaborative Efforts:	<u>1,092,842</u>	<u>979,834</u>	<u>1,342,128</u>	<u>1,125,526</u>	<u>1,398,912</u>
<b>TOTAL COMMUNITY SUPERVISION:</b>	<b>4,011,367</b>	<b>3,553,714</b>	<b>4,494,252</b>	<b>4,119,727</b>	<b>4,667,792</b>
<b><u>HOUSING</u></b>					
Subsidized SLE, Detox	292,348	320,000	320,000	305,862	320,000
Supportive Housing Pilot Program	-	-	-	-	400,000
<u>Housing Specialists</u>					
4 Housing Specialists - Public Defender	19,800	20,267	45,000	45,000	45,000
2 Housing Specialists - Probation	<u>10,419</u>	<u>9,000</u>	<u>10,000</u>	<u>9,000</u>	<u>10,000</u>
Subtotal Housing Specialists:	30,219	29,267	55,000	54,000	55,000
<b>TOTAL HOUSING:</b>	<b>322,567</b>	<b>349,267</b>	<b>375,000</b>	<b>359,862</b>	<b>775,000</b>
<b><u>PRETRIAL SERVICES</u></b>					
DPO Sr (1.0 FTE)	170,306	147,869	173,803	173,803	178,294
DPO (3.0 FTE)	454,810	365,993	441,585	432,960	457,652
Assessment Services and Supplies	53,441	20,055	53,441	-	53,441
Supervision Services and Supplies	<u>66,611</u>	<u>86,000</u>	<u>125,000</u>	<u>125,000</u>	<u>125,000</u>
<b>TOTAL PRETRIAL SERVICES:</b>	<b>745,168</b>	<b>619,917</b>	<b>793,829</b>	<b>731,763</b>	<b>814,387</b>

## 5. A Five Year Use/Source of Funds Trend (Detail) CONTINUED

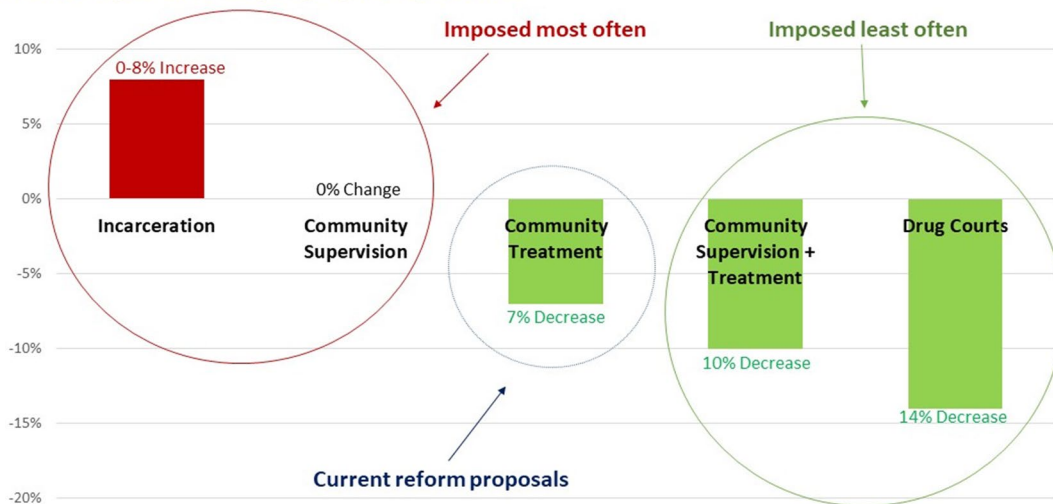
	FY 2018-2019 Actual	FY 2019-2020 Actual	FY 2020-2021 Adop Budget	FY 2020-2021 FYE Estimate	FY 2021-2022 Adop Budget
<b><u>INNOVATIONS</u></b>					
<u>Holistic Defense</u>					
Social Workers - Public Defender (4.0 FTE)	222,439	226,208	323,781	323,781	426,494
LOP - Public Defender (ExH)	46,253	35,223	45,291	45,291	45,291
Client Services Specialist (ExH)	-	56,457	56,457	56,457	56,457
3 RTP Transporter (ExH)	-	91,883	133,575	133,575	133,575
Travel Expenses - Public Defender	33,996	18,406	50,000	50,000	50,000
Subtotal Holistic Defense:	302,688	428,177	609,104	609,104	711,817
Community Engagement	33,760	22,687	100,000	16,100	100,000
<b>TOTAL INNOVATIONS:</b>	<b>336,448</b>	<b>450,864</b>	<b>709,104</b>	<b>625,204</b>	<b>811,817</b>
<b><u>ADMINISTRATION AND DATA ANALYSIS</u></b>					
<u>Evaluation and Data Analysis</u>					
Evaluation	55,242	34,656	68,796	-	68,796
EDP Systems & Programming Analyst (1.0 FTE)	-	-	169,844	-	134,849
Department Business Specialist (1.0 FTE)	58,571	118,437	128,827	128,827	124,687
Accountant I (0.5 FTE)	40,083	55,706	57,335	57,335	55,932
Subtotal Evaluation and Data Analysis:	153,896	208,798	424,802	186,162	384,264
<u>Administration</u>					
Probation (3.0%)	188,566	171,541	224,428	199,760	231,782
Sheriff (3.0%)	78,463	77,991	101,748	94,400	103,000
Behavioral Wellness (15.0%)	36,940	39,436	38,361	38,361	38,652
District Attorney (3.0%)	10,596	11,750	12,777	12,777	13,232
Public Defender (3.0%)	9,675	13,453	19,623	19,623	22,705
Auditor-Controller (0.5%)	65,964	67,714	71,188	71,188	74,696
Subtotal Administration:	390,205	381,886	468,125	436,109	484,067
<b>TOTAL ADMINISTRATION AND DATA ANALYSIS:</b>	<b>544,101</b>	<b>590,684</b>	<b>892,927</b>	<b>622,271</b>	<b>868,331</b>
<b>TOTAL ONGOING EXPENDITURES:</b>	<b>11,188,853</b>	<b>10,352,523</b>	<b>14,705,414</b>	<b>12,152,865</b>	<b>15,422,891</b>
<b><u>ONE TIME EXPENDITURES</u></b>					
MHRC and PRRC remodel	-	3,051,832	-	-	-
Data Needs - CJDC	40,000	11,441	40,000	40,000	40,000
Prop 47 Data Mining	140,039	147,403	38,000	38,000	-
Prop 47 Judicial Assistant	-	83,155	24,000	24,000	-
Prop 47 Distric Attorney	51,500	62,154	16,000	16,000	-
Neighborhood Court Pilot Program (District Attorney)	-	-	154,500	33,400	154,500
Jail Treatment Expansion Tablets and infrastructure	90,000	98,550	-	-	-
Re-Entry/Transitional Facility-HCD	5,000	42,902	-	50,000	-
Supportive Housing-HCD	-	395,932	66,667	425,300	-
Pretrial Felony Mental Health Diversion Program-DBW	-	-	-	168,000	-
Annual Training Allocation	18,437	903	25,000	25,000	25,000
Expansion of Evaluation Contract	-	5,702	50,000	-	50,000
<b>TOTAL ONE TIME EXPENDITURES:</b>	<b>344,976</b>	<b>3,899,973</b>	<b>414,167</b>	<b>819,700</b>	<b>269,500</b>
<b><u>INCREASE TO RFB</u></b>					
Unspent Base Allocation	1,927,274	3,107,477	-	1,511,126	-
PFY Addl AB109 Allocation	-	-	-	999,700	-
State General Fund Realignment Backfill	-	-	-	849,845	-
PFY Growth Funds	684,354	531,882	-	-	-
Planning Funds	150,000	150,000	-	150,000	-
<b>TOTAL INCREASE TO RFB:</b>	<b>2,761,628</b>	<b>3,789,359</b>	<b>-</b>	<b>3,510,671</b>	<b>-</b>
<b>TOTAL USE OF FUNDS:</b>	<b>14,295,457</b>	<b>18,041,855</b>	<b>15,119,581</b>	<b>16,483,236</b>	<b>15,692,391</b>

## ATTACHMENT 1: AVERAGE EFFECTS OF CRIME

### AVERAGE EFFECTS ON CRIME

The data below was presented at an April 21, 2020 Inter-American Drug Abuse Control Commission (CICAD) by Dr. Douglas Marlowe. In his presentation, "Monitoring & Evaluating Drug Treatment Courts in the Americas", Dr. Marlowe discussed what is known about the effects of different correctional institutions on crime. The average effect on incarceration on crime ranges from no effect on crime to about an 8% increase in crime. Dr Marlowe noted that the incapacitation effects from keeping people in jail/prison and off the street is offset by increases in crime upon release. As such, the net effect of incarceration is generally negative. Community supervision (traditional probation/parole) has a net effect of about a 0% increase on crime. Referring people to community based treatment instead of/in lieu of criminal justice supervision is associated with about a 7% decrease in crime. When community supervision (monitoring by probation/parole) is combined with the provision of treatment, the result is about a 10% reduction in crime.

### AVERAGE EFFECTS ON CRIME



Sources: Aos et al. (2006); Cullen et al. (2011); Drake (2012); Drake (2011); Durlauf & Nagin (2011); Gendreau et al. (2000); Mitchell et al. (2012); Rossman et al. (2011); Smith et al. (2002)

## ATTACHMENT 2: RACIAL AND ETHNIC EQUITY AND INCLUSION

### RACIAL AND ETHNIC EQUITY AND INCLUSION (REEI)

In FY 2019-2020, members of the workgroup met to identify data to be included in a preliminary report on racial and ethnic disparities. As part of this effort, data was pulled to identify disparities in arrest, incarceration, and community supervision. The report produced found that racial and ethnic disparities exist in each of the three areas that were explored. The disparities were most pronounced for Black adults, but also considerable for Hispanic adults. The data also showed that the disparities were significant for young people of color. Specifically:

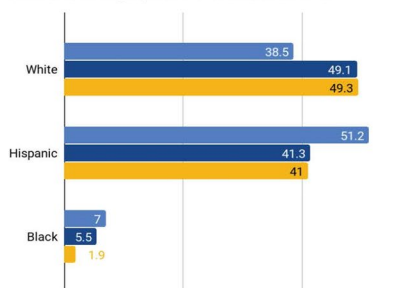
- Black and Hispanic adults were disproportionately represented throughout the justice system in Santa Barbara County. At arrest -- the point of entry -- Black adults were overrepresented in all arrests and Hispanic adults were disproportionately represented in Felony arrests.
- Black adults were incarcerated at a rate of four times their share of the population. Hispanic adults were incarcerated at a rate of approximately one-and-a-half times their representation of the population. White adults were represented at a rate of approximately two-thirds of their representation of the population.



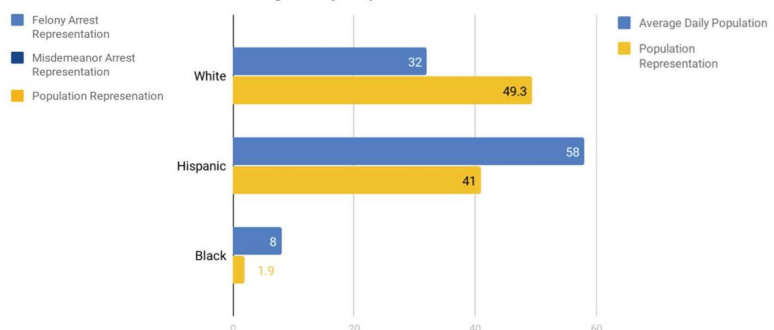
Community Corrections Partnership Workgroup

### Key Findings

Racial Demographics for Adult Arrests



2018 Average Daily Population



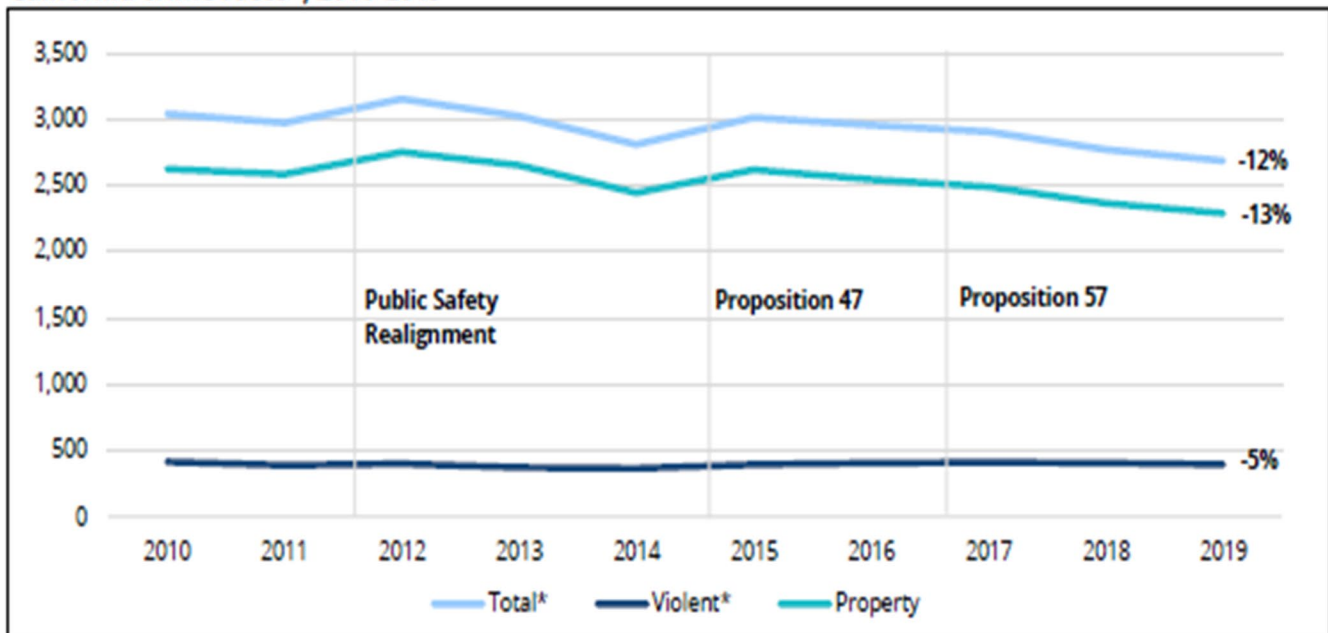
## ATTACHMENT 3: 2019 CRIME RATE

### CALIFORNIA'S 2019 CRIME RATE IS THE LOWEST IN RECORDED STATE HISTORY

The Center on Juvenile and Criminal Justice (CJCJ) in its September 2020 Fact Sheet, reported a 12% decline statewide in overall crime rates. Specifically, violent crime declined 5% and property crime was down 13%. The CJCJ noted that, "Compared to 2018, all forms of crime declined in 2019, with an overall decrease in the crime rate of 3%." Further, the CJCJ noted, "California's record-low 2019 crime rates cap a period of substantial change in the criminal justice system. Despite initial concerns that reform would erode public safety, most communities were safer in 2019 than at the start of the decade." Santa Barbara County exceeded the state average with a 23% decline in violent and property crime as compared to 2018. The entire CJCJ fact sheet can be viewed online at:

[http://www.cjcj.org/uploads/cjcj/documents/californias\\_2019\\_crime\\_rate\\_is\\_the\\_lowest\\_in\\_recorded\\_state\\_history.pdf](http://www.cjcj.org/uploads/cjcj/documents/californias_2019_crime_rate_is_the_lowest_in_recorded_state_history.pdf)

California crime rates\*, 2010-2019



Sources: DOJ (2020); DOF (2020). \*Total and violent offense rates exclude rape because the definition was broadened in 2014, hindering comparisons across this period.

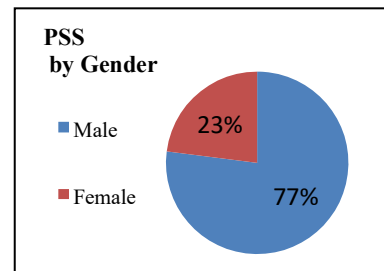
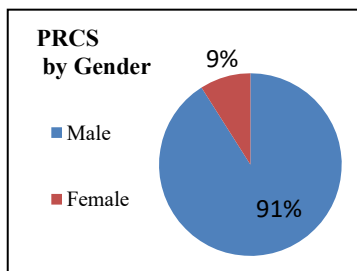
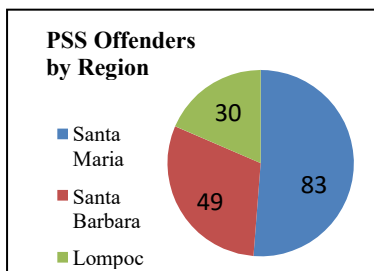
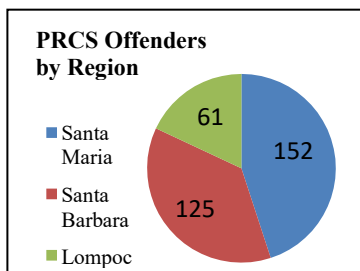
# Realignment Operational Impact Report July 2020

## Attachment 4

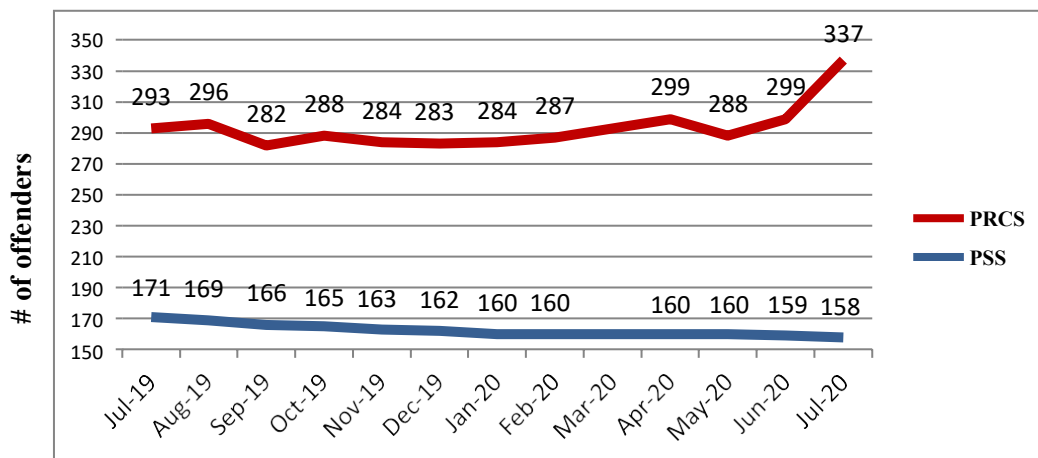
PROBATION		
# of PRCS		
Entered	Exited	Net
54	1	337
# of PSS (NX3)		
Entered	Exited	Net
1	2	158

SHERIFF			
Incarcerated Realigned Offenders			
	Custody	Alternative	Total
Sentenced	53	14	67
*PRCS/PSS	18	0	18
*Parole	2	0	2
<i>*Technical Violations Only</i>			
Total Planned Bed Days: 3346/Month (110 ADA)			
	Bed Days	% of Planned Bed Days	
Custody	1591	47.55%	
Alternative	388	11.60%	
Total	1979	59.15%	

COURTS		
# of NX3 Sentences		
	This Month	Last Month
Custody only	3	4
PSS	1	2
# of Individuals with Signed Waivers		
This Month	0	
Last Month	0	
# of PRCS Revocation Hearings		
This Month	0	
Last Month	0	



### SUPERVISED REALIGNED OFFENDER POPULATION -12 MONTHS



FY 20-21 FINANCIAL STATUS			
As of July 31, 2020			
			8% of Fiscal Year Elapsed
Component	Budget	Expenditures	% of Funds Expended
Jail Custody	\$ 2,521,190	\$ 225,599	9.0%
Detention Alternatives	572,208	35,737	6.3%
Community Supervision	3,152,124	258,148	8.2%
Collaborative Efforts	1,342,128	37,895	2.8%
Mental Health	1,549,535	-	0.0%
Related Treatment	973,953	128,227	13.2%
Re-Entry Services	2,472,160	40,351	1.6%
Victim Services	115,360	-	0.0%
Subsidized SLE, Detox	320,000	-	0.0%
Pretrial Services	793,829	79,014	10.0%
Evaluation	424,802	20,014	4.7%
Administration	468,125	27,297	5.8%
<b>Total</b>	<b>\$14,705,414</b>	<b>\$ 852,282</b>	<b>5.8%</b>

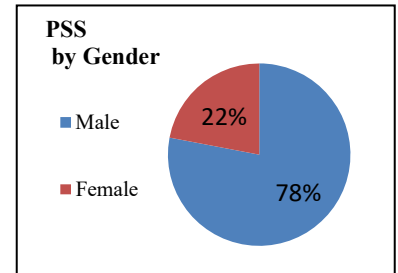
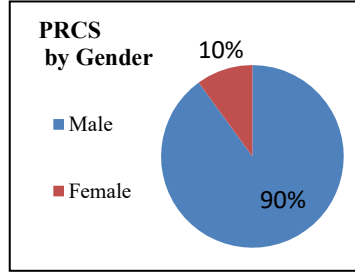
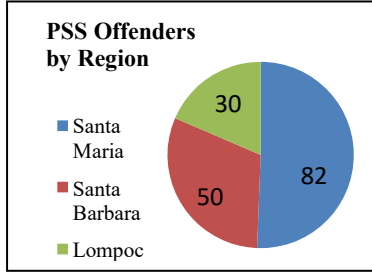
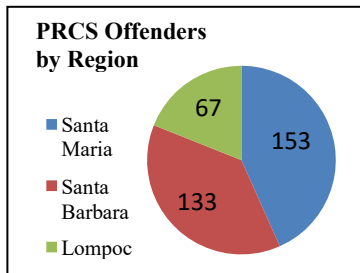
# Realignment Operational Impact Report August 2020

## Attachment 4 CONTINUED

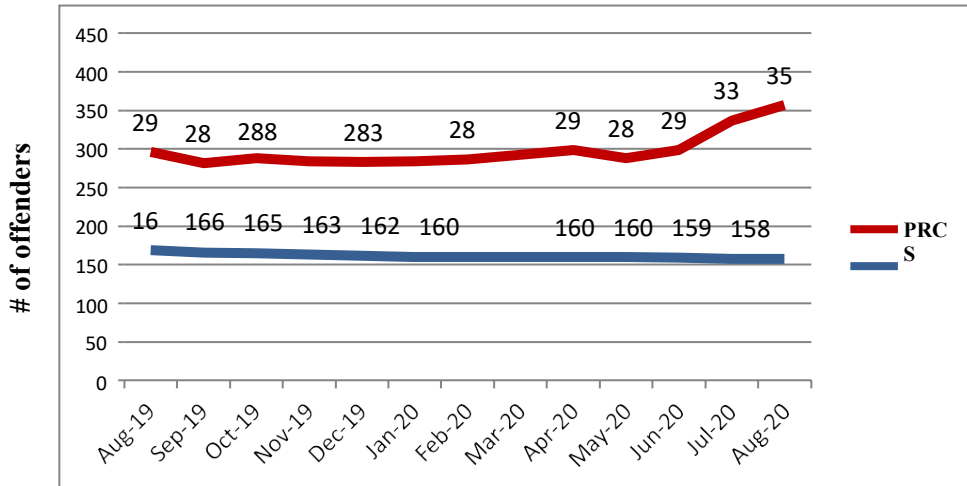
PROBATION		
# of PRCS		
Entered	Exited	Net
41	18	357
# of PSS (NX3)		
Entered	Exited	Net
3	2	158

SHERIFF			
Incarcerated Realigned Offenders			
	Custody	Alternative	Total
Sentenced	50	13	63
*PRCS/PSS	20	0	20
*Parole	2	0	2
<i>*Technical Violations Only</i>			
<b>Total Planned Bed Days: 3346/Month (110 ADA)</b>			
	Bed Days	% of Planned Bed Days	
Custody	1424	42.56%	
Alternative	370	11.06%	
Total	1794	53.62%	

COURTS		
# of NX3 Sentences		
	This Month	Last Month
Custody only	3	3
PSS	4	1
# of Individuals with Signed Waivers		
This Month	0	
Last Month	0	
# of PRCS Revocation Hearings		
This Month	0	
Last Month	0	



### SUPERVISED REALIGNED OFFENDER POPULATION -12 MONTHS



FY 20-21 FINANCIAL STATUS			
As of August 31, 2020			
17% of Fiscal Year Elapsed			
Component	Budget	Expenditures	% of Funds Expended
Jail Custody	\$ 2,521,190	\$ 462,207	18.3%
Detention Alternatives	572,208	73,566	12.9%
Community Supervision	3,152,124	504,890	16.0%
Collaborative Efforts	1,342,128	83,629	6.2%
Mental Health	1,549,535	-	0.0%
Related Treatment	973,953	173,660	17.8%
Re-Entry Services	2,472,160	85,578	3.5%
Victim Services	115,360	-	0.0%
Subsidized SLE, Detox	320,000	12,061	3.8%
Pretrial Services	793,829	140,301	17.7%
Evaluation	424,802	36,072	8.5%
Administration	468,125	51,486	11.0%
<b>Total</b>	<b>\$14,705,414</b>	<b>\$ 1,623,450</b>	<b>11.0%</b>

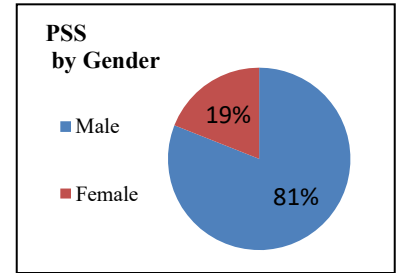
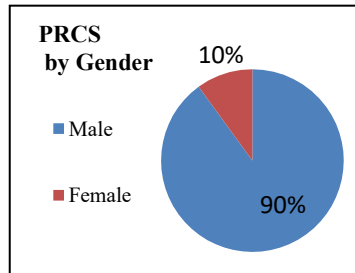
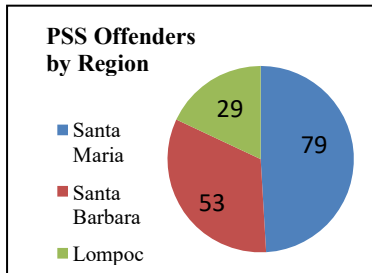
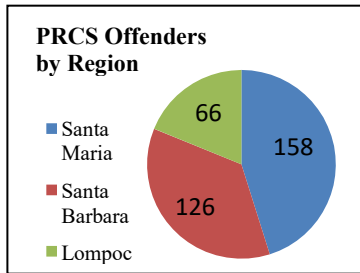
# Realignment Operational Impact Report September 2020

## Attachment 4 CONTINUED

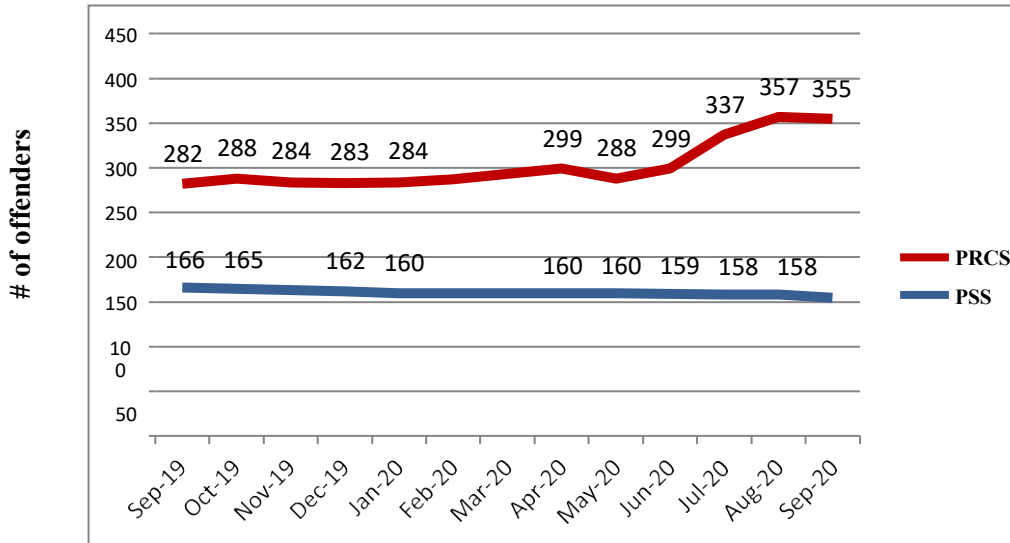
PROBATION		
# of PRCs		
Entered	Exited	Net
13	14	355
# of PSS (NX3)		
Entered	Exited	Net
1	3	155

SHERIFF			
Incarcerated Realigned Offenders			
	Custody	Alternative	Total
Sentenced	37	16	53
*PRCS/PSS	29	0	29
*Parole	0	0	0
<i>*Technical Violations Only</i>			
Total Planned Bed Days: 3346/Month (110 ADA)			
	Bed Days	% of Planned Bed Days	
Custody	1211	36.19%	
Alternative	430	12.85%	
Total	1641	49.04%	

COURTS		
# of NX3 Sentences		
	This Month	Last Month
Custody only	2	3
PSS	2	4
# of Individuals with Signed Waivers		
This Month	0	
Last Month	0	
# of PRCs Revocation Hearings		
This Month	0	
Last Month	0	



### SUPERVISED REALIGNED OFFENDER POPULATION -12 MONTHS



FY 20-21 FINANCIAL STATUS			
As of September 30, 2020			
25% of Fiscal Year Elapsed			
Component	Budget	Expenditures	% of Funds Expended
Jail Custody	\$ 2,521,190	\$ 717,104	28.4%
Detention Alternatives	572,208	112,640	19.7%
Community Supervision	3,152,124	758,520	24.1%
Collaborative Efforts	1,342,128	129,935	9.7%
Mental Health	1,549,535	-	0.0%
Related Treatment	973,953	194,817	20.0%
Re-Entry Services	2,472,160	162,266	6.6%
Victim Services	115,360	-	0.0%
Subsidized SLE, Detox	320,000	31,820	9.9%
Pretrial Services	793,829	174,987	22.0%
Evaluation	424,802	55,871	13.2%
Administration	468,125	77,127	16.5%
<b>Total</b>	<b>\$ 14,705,414</b>	<b>\$ 2,415,087</b>	<b>16.4%</b>



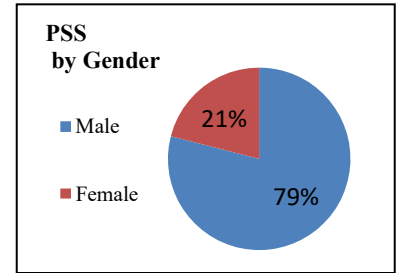
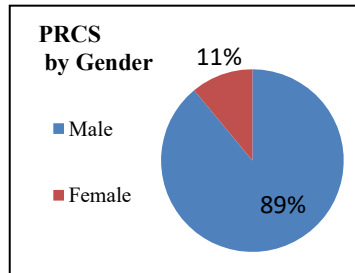
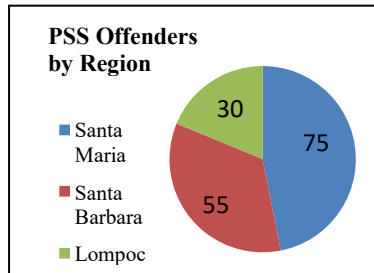
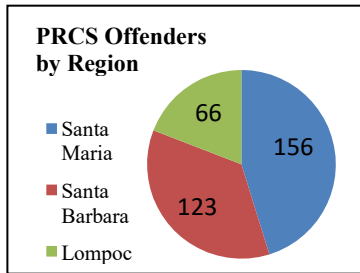
# Realignment Operational Impact Report October 2020

## Attachment 4 CONTINUED

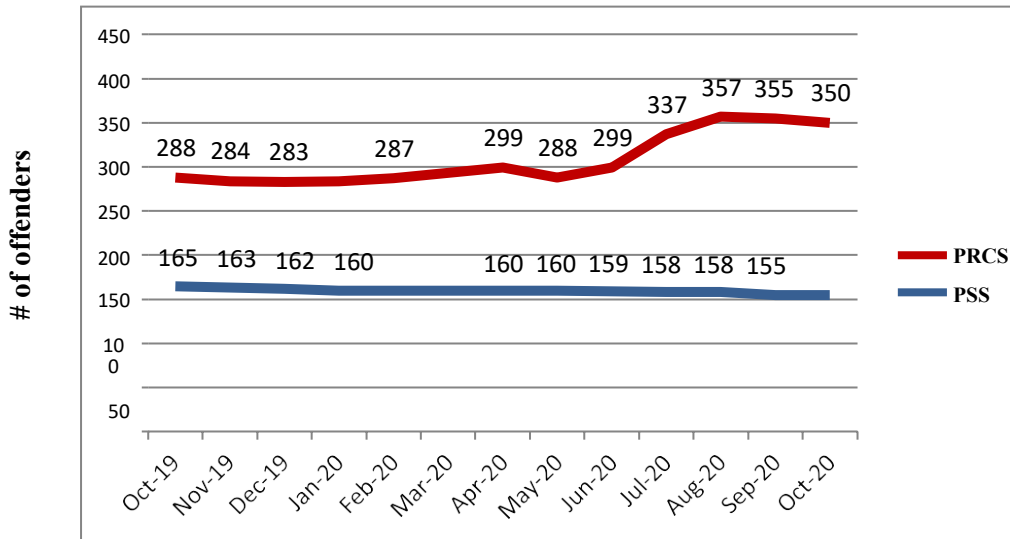
PROBATION		
# of PRCS		
Entered	Exited	Net
11	4	350
# of PSS (NX3)		
Entered	Exited	Net
0	12	155

SHERIFF			
Incarcerated Realigned Offenders			
	Custody	Alternative	Total
Sentenced	35	13	48
*PRCS/PSS	48	0	48
*Parole	0	0	0
<i>*Technical Violations Only</i>			
Total Planned Bed Days: 3346/Month (110 ADA)			
	Bed Days	% of Planned Bed Days	
Custody	1319	39.42%	
Alternative	358	10.70%	
Total	1677	50.12%	

COURTS		
# of NX3 Sentences		
	This Month	Last Month
Custody only	1	2
PSS	1	2
# of Individuals with Signed Waivers		
This Month	0	
Last Month	0	
# of PRCS Revocation Hearings		
This Month	0	
Last Month	0	



### SUPERVISED REALIGNED OFFENDER POPULATION -12 MONTHS



FY 20-21 FINANCIAL STATUS			
As of October 31, 2020			
			33% of Fiscal Year Elapsed
Component	Budget	Expenditures	% of Funds Expended
Jail Custody	\$ 2,521,190	\$ 926,921	36.8%
Detention Alternatives	572,208	175,408	30.7%
Community Supervision	3,152,124	1,043,473	33.1%
Collaborative Efforts	1,342,128	307,455	22.9%
Mental Health	1,549,535	-	0.0%
Related Treatment	973,953	216,203	22.2%
Re-Entry Services	2,472,160	341,591	13.8%
Victim Services	115,360	1,760	1.5%
Subsidized SLE, Detox	320,000	59,992	18.8%
Pretrial Services	793,829	236,372	29.8%
Evaluation	424,802	75,951	17.9%
Administration	468,125	108,130	23.1%
<b>Total</b>	<b>\$ 14,705,414</b>	<b>\$ 3,493,256</b>	<b>23.8%</b>

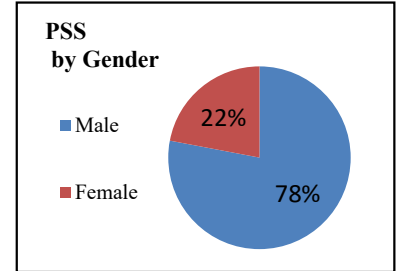
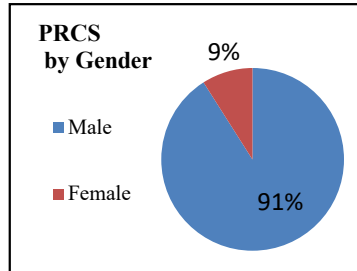
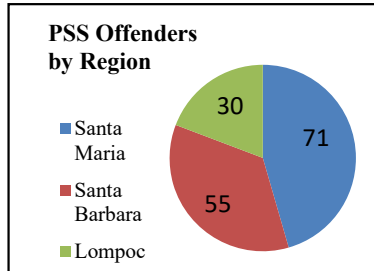
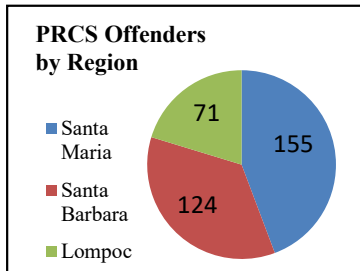
# Realignment Operational Impact Report November 2020

## Attachment 4 CONTINUED

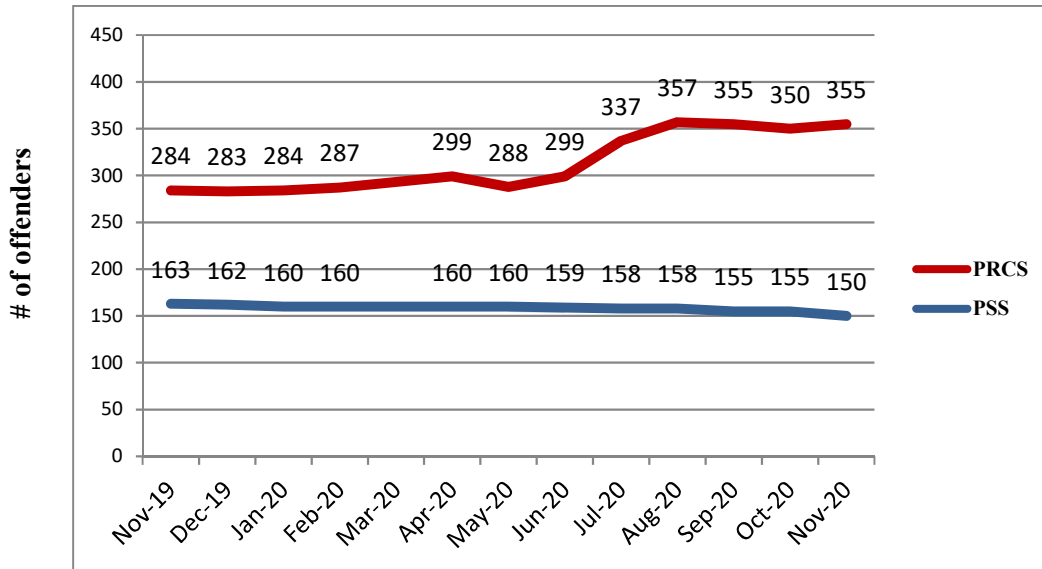
PROBATION		
# of PRCS		
Entered	Exited	Net
14	9	355
# of PSS (NX3)		
Entered	Exited	Net
0	0	150

SHERIFF			
Incarcerated Realigned Offenders			
	Custody	Alternative	Total
Sentenced	31	11	42
*PRCS/PSS	35	0	35
*Parole	0	0	0
<i>*Technical Violations Only</i>			
Total Planned Bed Days: 3346/Month (110 ADA)			
	Bed Days	% of Planned Bed Days	
Custody	1163	34.76%	
Alternative	330	9.86%	
Total	1493	44.62%	

COURTS		
# of NX3 Sentences		
	This Month	Last Month
Custody only	0	1
PSS	1	1
# of Individuals with Signed Waivers		
This Month	0	
Last Month	0	
# of PRCS Revocation Hearings		
This Month	0	
Last Month	0	



### SUPERVISED REALIGNED OFFENDER POPULATION -12 MONTHS



FY 20-21 FINANCIAL STATUS			
As of November 30, 2020			
			42% of Fiscal Year Elapsed
Component	Budget	Expenditures	% of Funds Expended
Jail Custody	\$ 2,521,190	\$ 1,116,975	44.3%
Detention Alternatives	572,208	226,989	39.7%
Community Supervision	3,152,124	1,255,811	39.8%
Collaborative Efforts	1,342,128	372,836	27.8%
Mental Health	1,549,535	-	0.0%
Related Treatment	973,953	233,300	24.0%
Re-Entry Services	2,472,160	468,208	18.9%
Victim Services	115,360	1,760	1.5%
Subsidized SLE, Detox	320,000	87,210	27.3%
Pretrial Services	793,829	320,682	40.4%
Evaluation	424,802	92,042	21.7%
Administration	468,125	134,140	28.7%
<b>Total</b>	<b>\$ 14,705,414</b>	<b>\$ 4,309,953</b>	<b>29.3%</b>

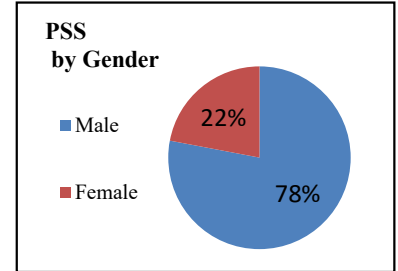
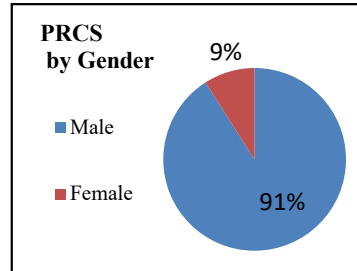
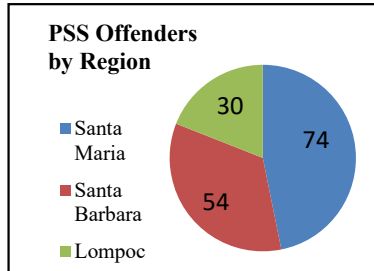
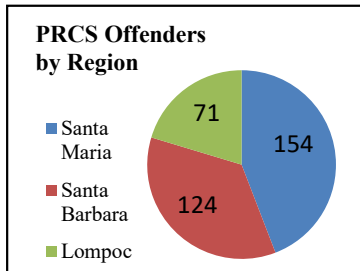
# Realignment Operational Impact Report December 2020

## Attachment 4 CONTINUED

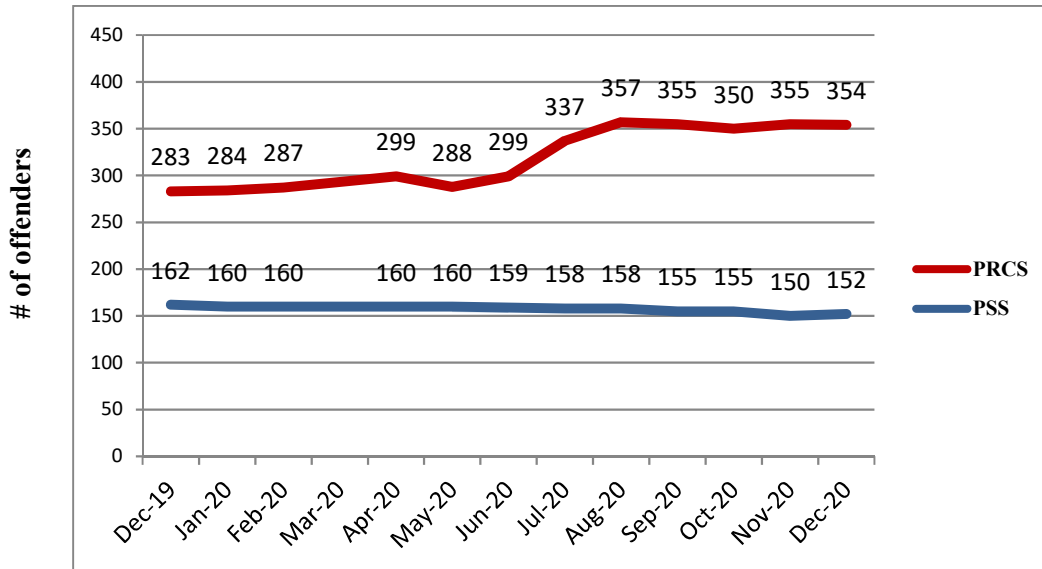
PROBATION		
# of PRCS		
Entered	Exited	Net
11	10	354
# of PSS (NX3)		
Entered	Exited	Net
0	0	152

SHERIFF			
Incarcerated Realigned Offenders			
	Custody	Alternative	Total
Sentenced	32	12	44
*PRCS/PSS	30	0	30
*Parole	0	0	0
<i>*Technical Violations Only</i>			
Total Planned Bed Days: 3346/Month (110 ADA)			
	Bed Days	% of Planned Bed Days	
Custody	1047	31.29%	
Alternative	330	10.86%	
Total	1493	44.62%	

COURTS		
# of NX3 Sentences		
	This Month	Last Month
Custody only	7	0
PSS	1	1
# of Individuals with Signed Waivers		
This Month	0	
Last Month	0	
# of PRCS Revocation Hearings		
This Month	0	
Last Month	0	



### SUPERVISED REALIGNED OFFENDER POPULATION -12 MONTHS



FY 20-21 FINANCIAL STATUS			
As of December 31, 2020			
			50% of Fiscal Year Elapsed
Component	Budget	Expenditures	% of Funds Expended
Jail Custody	\$ 2,521,190	\$ 1,310,645	52.0%
Detention Alternatives	572,208	284,913	49.8%
Community Supervision	3,152,124	1,514,576	48.1%
Collaborative Efforts	1,342,128	524,368	39.1%
Mental Health	1,549,535	-	0.0%
Related Treatment	973,953	256,948	26.4%
Re-Entry Services	2,472,160	851,520	34.4%
Victim Services	115,360	34,189	29.6%
Subsidized SLE, Detox	320,000	109,921	34.4%
Pretrial Services	793,829	403,368	50.8%
Evaluation	424,802	108,091	25.5%
Administration	468,125	174,934	37.4%
<b>Total</b>	<b>\$ 14,705,414</b>	<b>\$ 5,573,473</b>	<b>37.9%</b>

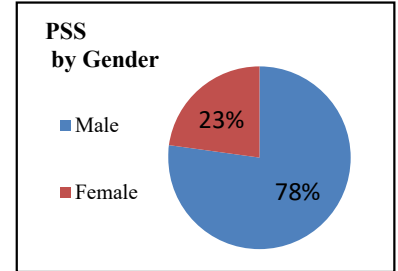
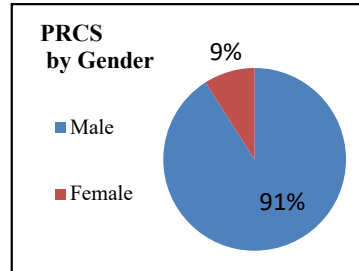
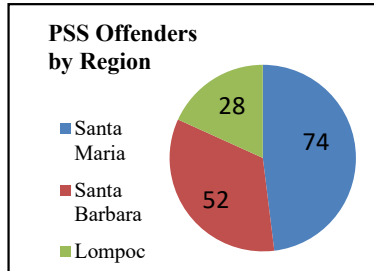
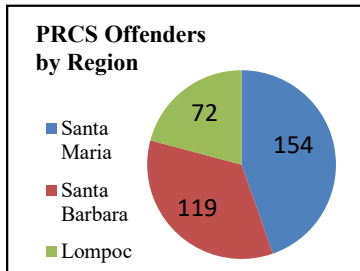
# Realignment Operational Impact Report January 2021

## Attachment 4 CONTINUED

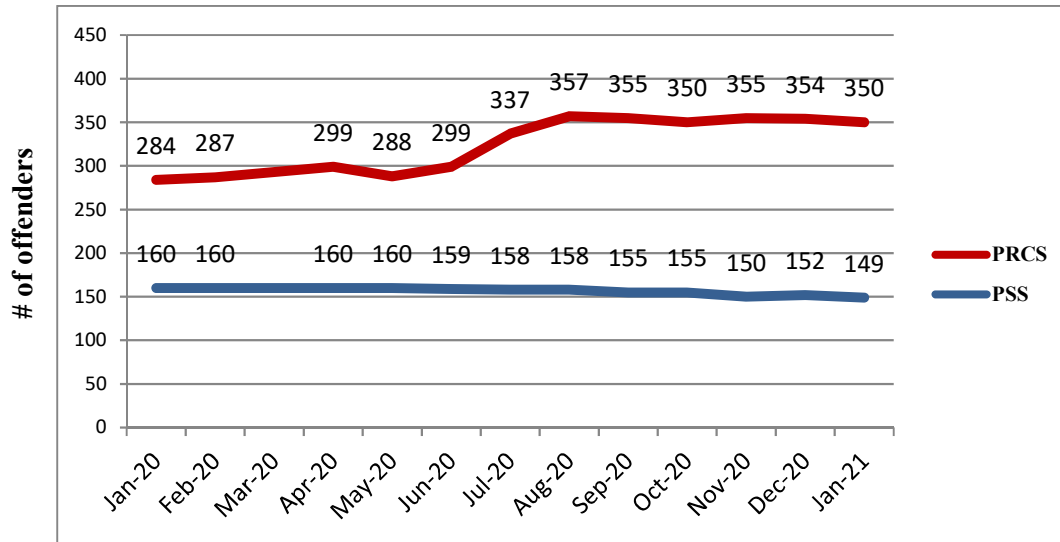
PROBATION		
# of PRCS		
Entered	Exited	Net
10	10	350
# of PSS (NX3)		
Entered	Exited	Net
0	1	149

SHERIFF			
Incarcerated Realigned Offenders			
	Custody	Alternative	Total
Sentenced	13	22	35
*PRCS/PSS	34	0	34
*Parole	0	0	0
<i>*Technical Violations Only</i>			
<b>Total Planned Bed Days: 3346/Month (110 ADA)</b>			
	Bed Days	% of Planned Bed Days	
Custody	848	25.34%	
Alternative	370	11.06%	
Total	1218	36.40%	

COURTS		
# of NX3 Sentences		
	This Month	Last Month
Custody only	0	7
PSS	0	1
# of Individuals with Signed Waivers		
This Month	0	
Last Month	0	
# of PRCS Revocation Hearings		
This Month	0	
Last Month	0	



### SUPERVISED REALIGNED OFFENDER POPULATION -12 MONTHS



FY 20-21 FINANCIAL STATUS			
As of January 31, 2021			
			58% of Fiscal Year Elapsed
Component	Budget	Expenditures	% of Funds Expended
Jail Custody	\$ 2,521,190	\$ 1,543,137	61.2%
Detention Alternatives	572,208	334,693	58.5%
Community Supervision	3,152,124	1,711,271	54.3%
Collaborative Efforts	1,342,128	602,849	44.9%
Mental Health	1,549,535	154,774	10.0%
Related Treatment	973,953	273,237	28.1%
Re-Entry Services	2,472,160	953,924	38.6%
Victim Services	115,360	34,189	29.6%
Subsidized SLE, Detox	320,000	141,624	44.3%
Pretrial Services	793,829	456,624	57.5%
Evaluation	424,802	122,140	28.8%
Administration	468,125	216,139	46.2%
<b>Total</b>	<b>\$ 14,705,414</b>	<b>\$ 6,544,601</b>	<b>44.5%</b>



## SANTA BARBARA PRRC PROGRAM GUIDE



### Substance Abuse

- **Moral Reconciliation Therapy (MRT):** an evidence-based, cognitive behavioral treatment program focused on substance abuse that targets recidivism reduction, and is designed to facilitate the development of higher stages of moral reasoning. Classes are available for realigned and medium to high-risk felony clients. When there are three (3) or more female clients, there will be one (1) female-only group. Consists of twice weekly 90 minute sessions for three (3) groups of up to 12 realigned clients, and twice weekly 90 minute sessions for two (2) groups of up to 12 medium to high-risk felony clients.
- **Recovery Oriented System of Care (ROSC):** a secular, peer-driven support group for clients with substance abuse issues, and similar to a 12 Step program. Support groups are available for medium and high-risk offenders and consist of twice-weekly sessions of 60-90 minutes.
- **Sanctuary Centers of Santa Barbara:** provides enhanced outpatient treatment services and related recovery and re-entry services for a dual diagnosis population of Realigned offenders, specifically Post-Release Community Supervision (PRCS), Post-Sentence Supervision (PSS) and/or clients under standard supervision at the Santa Barbara PRRC. Services include a risk-and-need assessment, individual counseling and/or group counseling, and a continuum of care for those located in South County upon re-entry to the community from incarceration. The risk assessment tools used include the Mental Health Screening Form (MHSF) and the Drug Abuse Screening Test (DAST).

### Employment

- **Work And Gain Economic Self Sufficiency (WAGE\$\$):** designed to assist unemployed or under-employed clients. Participants will learn job-seeking skills and interview techniques with a focus on how to answer questions regarding criminal conviction(s) in both the application and interview process. Clients will have an opportunity to improve their interviewing skills, learn what to wear for job interviews, and where to look for employment. Each participant is required to complete a resume. Classes are available for both realigned and medium to high-risk clients.
- **Prison to Employment (P2E):** can provide up to 170 hours of paid work experience. Supportive Services include money for interview clothing, work tools, etc. Clients can participate in occupational skills training and job search assistance.
- **ServSafe Food Handlers Certification:** All persons handling food are required by the State of California to possess a Food Handlers Certification Card. To aid clients in obtaining employment in the food service and hospitality industry, a Food Handlers Certification card will be provided upon successful completion of instruction. Instruction available upon request.
- **Drop-in Employment:** Clients can utilize computers for online job searches, check posted classifieds and get assistance completing and sending job applications and resumes. Assistance with completing application forms such as Supplemental Security Income (SSI), California Driver's License (CDL)/California Identification (CA ID) forms are also available.

## Attachment 5 CONTINUED

### Trauma Informed Care

- **Seeking Safety:** a gender specific, evidence-based recovery support service for clients with a history of trauma and/or substance abuse. Classes are available for realigned clients only. Consists of one (1) weekly 60-90 minute session for a group of 12-15 clients.

### Case Management

- **Re-Entry:** For medium and high-risk clients, case management is designed to mentor clients as they gain the necessary skills, confidence and direction to overcome life's obstacles. Intervention Specialists may use *Interactive Journaling*® with the client as a resource tool, as listed below.

### Cognitive Behavior Therapy

- **Reasoning and Rehabilitation (R&R):** an evidence-based cognitive behavioral program designed to teach impulse control, problem solving techniques and systematic thinking with a move towards more empathetic behavior in a social environment. Classes are available for realigned and medium to high-risk felony clients, and consist of 1.5 to 2 hour sessions, twice per week for a period of seven (7) weeks, closed groups of 10-15 clients each.
- **Courage To Change:** *Interactive Journaling*® System is an evidenced-based case management model developed in collaboration with several US Probation offices. Through the use of this cognitive-behavioral *Interactive Journaling*® System and interaction with their support team, clients address their individual problem areas based on a criminogenic risk-and-needs assessment.

### Housing / Life Skills / Education

- **AmeriCorps:** Clients at-risk or experiencing homelessness are assessed and given assistance in overcoming housing barriers including advocating for or referrals to resources that produce the income required to obtain housing. This ranges from: County Social Services or Federal Social Security; completing applications to CSL homes, the Housing Authority Section 8 voucher program, or rapid re-housing rental assistance; referrals to Goodwill Workforce Services for employment assistance. Additionally, referrals to SEE International for free eye exam and glasses. Assistance in navigating the legal system for dismissal of convictions, felony reduction, or early termination of probation.
- **Drop-in Education:** Clients are given information regarding how to obtain their GED and on Santa Barbara City College (SBCC) enrollment. Participants can utilize computers for SBCC online enrollment and to view class schedules. Clients are encouraged to utilize computers for completing homework and online assignments requiring internet connection.

4500 Hollister Avenue, Santa Barbara, CA 93110 (805) 692-4890  
Monday – Thursday 8:30am to 5:30pm, Friday 8:30am to 5:00pm



## SANTA MARIA PRRC PROGRAM GUIDE



### Substance Abuse

- **Moral Reconciliation Therapy (MRT):** an evidence-based, cognitive behavioral treatment program focused on substance abuse that targets recidivism reduction, and is designed to facilitate the development of higher stages of moral reasoning. Classes are available for realigned and medium to high-risk felony clients. When there are three (3) or more female clients, there will be one (1) female-only group. Consists of twice weekly 90 minute sessions for three (3) groups of up to 12 realigned clients, and twice weekly 90 minute sessions for two (2) groups of up to 12 medium to high-risk felony clients.
- **Recovery Oriented System of Care (ROSC):** a secular, peer-driven support group for clients with substance abuse issues, and similar to a 12 Step program. Support groups are available for medium and high-risk clients and consist of twice-weekly sessions of 60-90 minutes.
- **Reset:** a program designed to address a drug or alcohol relapse for clients who are currently enrolled in or have successfully completed MRT and uses Living in Balance, an evidence-based curriculum. Using a multi-disciplinary team approach, each track is developed by the PRRC Senior Deputy Probation Officer (Sr. DPO), PRRC DPO, treatment provider manager, and treatment provider counselor based on the client's specific needs and situation.

### Employment

- **Work And Gain Economic Self Sufficiency (WAGE\$\$):** a program designed to assist unemployed or under-employed clients. Participants will learn job-seeking skills and interview techniques with a focus on how to answer questions regarding criminal conviction(s) in both the application and interview process. Clients will have an opportunity to improve their interviewing skills, learn what to wear for job interviews, and where to look for employment. Each participant is required to complete a resume. Classes are available for both realigned and medium to high-risk clients.
- **Prison to Employment (P2E):** can provide up to 170 hours of paid work experience. Supportive Services include money for interview clothing, work tools, etc. Clients can participate in occupational skills training and job search assistance.
- **ServSafe Food Handlers Certification:** All persons handling food are required by the State of California to possess a Food Handlers Certification Card. To aid clients in obtaining employment in the food service and hospitality industry, a Food Handlers Certification card will be provided upon successful completion of instruction. Instruction available upon request.
- **Drop-in Employment:** Clients can utilize computers for online job searches, check posted classifieds and get assistance completing and sending job applications and resumes. Assistance with completing application forms such as Supplemental Security Income (SSI), California Driver's License (CDL) /California Identification (CA ID) forms are also available.

## Attachment 5 CONTINUED

### Trauma Informed Care

- **Seeking Safety:** a gender specific, evidence-based recovery support service for clients with a history of trauma and/or substance abuse. Classes are available for realigned clients only. Consists of one (1) weekly 60-90 minute session for a group of 12-15 clients.

### Case Management

- **Re-Entry:** For medium and high-risk clients, case management is designed to mentor clients as they gain the necessary skills, confidence and direction to overcome life's obstacles. Intervention Specialists may use *Interactive Journaling*® with the client as a resource tool, as listed below.

### Cognitive Behavior Therapy

- **Reasoning and Rehabilitation (R&R):** an evidence-based cognitive behavioral program designed to teach impulse control, problem solving techniques and systematic thinking with a move towards more empathetic behavior in a social environment. Classes are available for realigned and medium to high-risk felony clients, and consist of 1.5 to 2 hour sessions, twice per week for a period of seven (7) weeks, closed groups of 10-15 clients each.
- **Courage To Change:** *Interactive Journaling*® System is an evidenced-based case management model developed in collaboration with several US Probation offices. Through the use of this cognitive-behavioral *Interactive Journaling*® System and interaction with their support team, clients address their individual problem areas based on a criminogenic risk-and-needs assessment.

### Housing / Life Skills / Education

- **AmeriCorps:** Clients at-risk or experiencing homelessness are assessed and given assistance in overcoming housing barriers including advocating for or referrals to resources that produce the income required to obtain housing. This ranges from: County Social Services or Federal Social Security; completing applications to CSL homes, the Housing Authority Section 8 voucher program, Coast Valley deposit assistance, City of Lompoc deposit assistance, or rapid re-housing rental assistance. Additionally, referrals to Allen Hancock College BIGE Club for continued education/skill training; SEE International for free eye exam and glasses. Assistance in navigating the legal system for dismissal of convictions, felony reduction, or early termination of probation.
- **Drop-in Education:** Clients get information on obtaining their GED and Allan Hancock College enrollment. Participants can utilize computers for Hancock College online enrollment and to view class schedules. One-on-one tutoring is also available to clients who desire additional assistance with course work, reading and writing skills, English, computer skills, etc. Clients are assessed by certified teaching staff and a tutor assigned based on the client's needs. Available Monday thru Friday during program hours

### Batterer's Intervention Program

- Sessions are targeted to increase responsibility for the domestic violence act by the client, gain awareness on how the client's behavior impacts the entire family, and increase empathy for the victim(s) of the violence. Sessions are once a week for two (2) hours, for 26 weeks.

**124 W. Carmen Lane, Suite K, Santa Maria, CA 93458**  
**Monday – Thursday 8:30am to 5:30pm, Friday 8:30am to 5:00 pm**







**COUNTY OF SANTA BARBARA**  
COMMUNITY CORRECTIONS PARTNERSHIP

