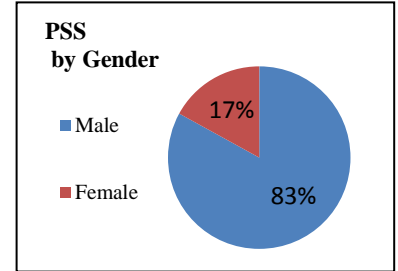
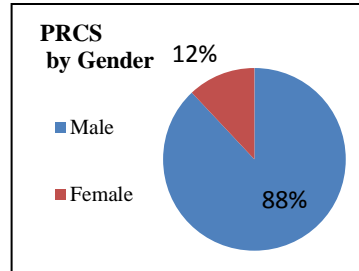
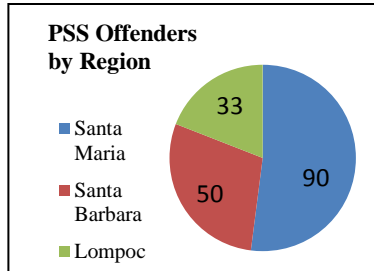
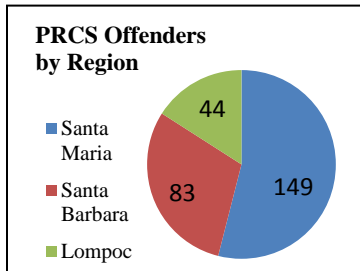


# Realignment Operational Impact Report September 2019

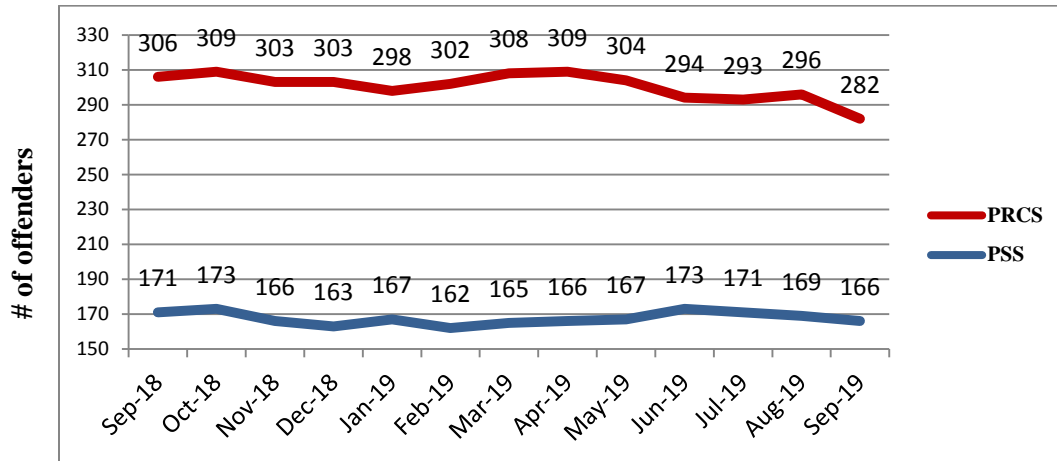
PROBATION		
# of PRCS		
Entered	Exited	Net
11	16	282
# of PSS (NX3)		
Entered	Exited	Net
1	3	166

SHERIFF			
Incarcerated Realigned Offenders			
	Custody	Alternative	Total
Sentenced	89	4	93
*PRCS/PSS	85	0	85
*Parole	1	0	1
<i>*Technical Violations Only</i>			
<b>Total Planned Bed Days: 3346/Month (110 ADA)</b>			
	Bed Days	% of Planned Bed Days	
Custody	3649	109.06%	
Alternative	101	3.02%	
Total	3750	112.07%	

COURTS		
# of NX3 Sentences		
	This Month	Last Month
Custody only	4	6
PSS	1	3
# of Individuals with Signed Waivers		
This Month	1	
Last Month	1	
# of PRCS Revocation Hearings		
This Month	1	
Last Month	1	



### SUPERVISED REALIGNED OFFENDER POPULATION -12 MONTHS



FY 19-20 FINANCIAL STATUS			
As of September 30, 2019			
			25% of Fiscal Year Elapsed
Component	Budget	Expenditures	% of Funds Expended
Jail Custody	\$ 2,457,368	\$ 625,794	25.5%
Detention Alternatives	558,460	116,598	20.9%
Community Supervision	3,064,549	638,039	20.8%
Collaborative Efforts	1,305,174	207,765	15.9%
Mental Health	1,533,771	-	0.0%
Related Treatment	743,889	34,726	4.7%
Re-Entry Services	2,299,911	143,590	6.2%
Victim Services	112,000	-	0.0%
Subsidized SLE, Detox	320,000	42,105	13.2%
Pretrial Services	733,577	145,915	19.9%
Evaluation	413,999	51,174	12.4%
Administration	461,512	64,662	14.0%
<b>Total</b>	<b>\$14,004,210</b>	<b>\$ 2,070,368</b>	<b>14.8%</b>