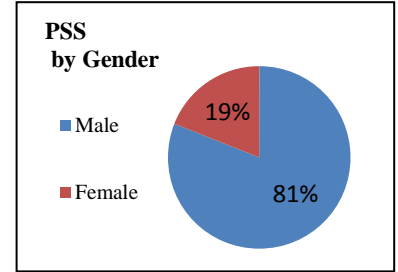
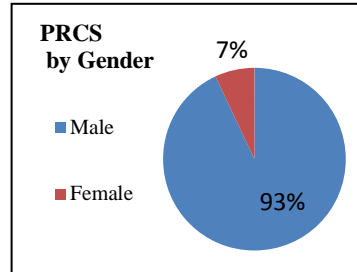
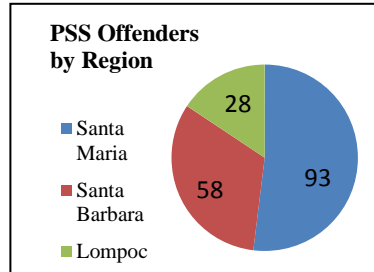
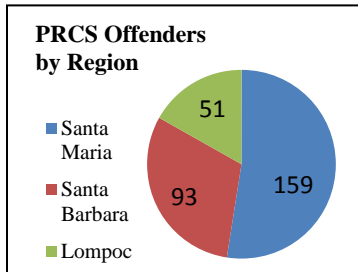


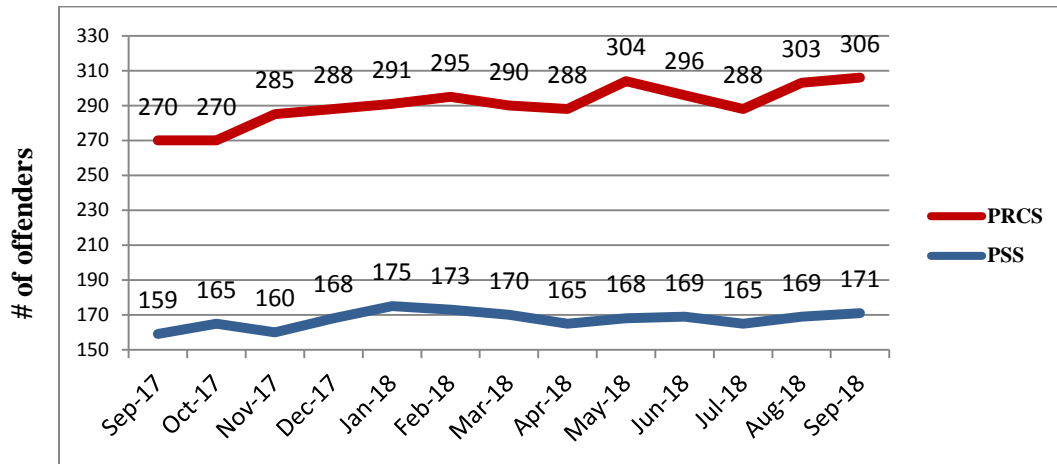
PROBATION		
# of PRCS		
Entered	Exited	Net
12	7	306
# of PSS (NX3)		
Entered	Exited	Net
3	2	171

SHERIFF			
Incarcerated Realigned Offenders			
	Custody	Alternative	Total
Sentenced	66	7	73
*PRCS/PSS	113	0	113
*Parole	18	1	19
<i>*Technical Violations Only</i>			
Total Planned Bed Days: 3346/Month (110 ADA)			
	Bed Days	% of Planned Bed Days	
Custody	4204	125.64%	
Alternative	257	7.68%	
Total	4461	133.32%	

COURTS		
# of NX3 Sentences		
	This Month	Last Month
Custody only	9	9
PSS	0	3
# of Individuals with Signed Waivers		
This Month	1	
Last Month	2	
# of PRCS Revocation Hearings		
This Month	6	
Last Month	10	



SUPERVISED REALIGNED OFFENDER POPULATION -12 MONTHS



FY 18-19 FINANCIAL STATUS			
As of September 30, 2018			
25% of Fiscal Year Elapsed			
Component	Budget	Expenditures	% of Funds Expended
Jail Custody	\$ 2,455,042	\$ 529,421	21.6%
Detention Alternatives	903,369	121,821	13.5%
Community Supervision	2,976,841	717,387	24.1%
Collaborative Efforts	1,308,209	224,515	17.2%
Mental Health	1,526,069	-	0.0%
Related Treatment	394,006	82,369	20.9%
Re-Entry Services	2,120,151	229,773	10.8%
Victim Services	54,612	-	0.0%
Subsidized SLE, Detox	320,000	48,744	15.2%
Pretrial Services	746,557	163,122	21.9%
Evaluation	388,056	20,137	5.2%
Administration	435,627	67,701	15.5%
Total	\$13,628,539	\$ 2,204,990	16.2%