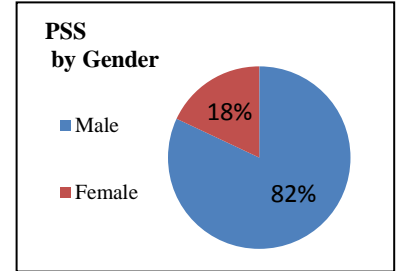
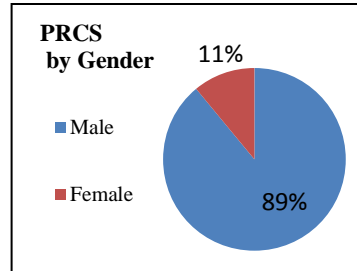
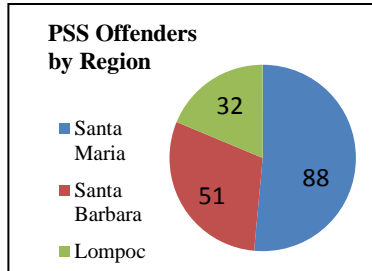
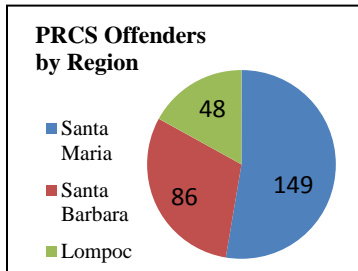


Realignment Operational Impact Report October 2019

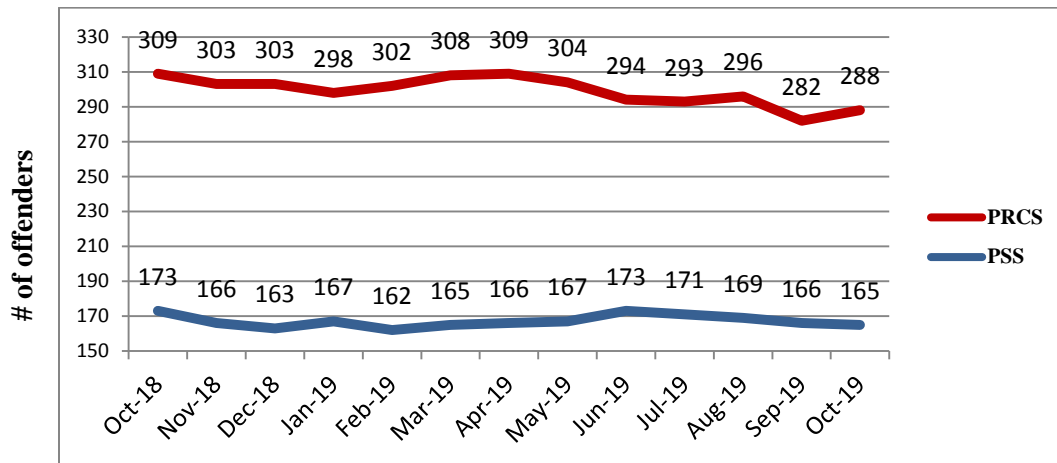
PROBATION		
# of PRCS		
Entered	Exited	Net
16	10	288
# of PSS (NX3)		
Entered	Exited	Net
2	3	165

SHERIFF			
Incarcerated Realigned Offenders			
	Custody	Alternative	Total
Sentenced	77	5	82
*PRCS/PSS	78	0	78
*Parole	0	0	0
<i>*Technical Violations Only</i>			
Total Planned Bed Days: 3346/Month (110 ADA)			
	Bed Days	% of Planned Bed Days	
Custody	3470	103.71%	
Alternative	155	4.63%	
Total	3625	108.34%	

COURTS		
# of NX3 Sentences		
	This Month	Last Month
Custody only	5	4
PSS	2	1
# of Individuals with Signed Waivers		
This Month	1	
Last Month	1	
# of PRCS Revocation Hearings		
This Month	1	
Last Month	1	



SUPERVISED REALIGNED OFFENDER POPULATION -12 MONTHS



FY 19-20 FINANCIAL STATUS			
As of October 31, 2019			
			33% of Fiscal Year Elapsed
Component	Budget	Expenditures	% of Funds Expended
Jail Custody	\$ 2,457,368	\$ 817,498	33.3%
Detention Alternatives	558,460	153,222	27.4%
Community Supervision	3,064,549	849,354	27.7%
Collaborative Efforts	1,305,174	259,357	19.9%
Mental Health	1,533,771	-	0.0%
Related Treatment	743,889	45,837	6.2%
Re-Entry Services	2,299,911	266,231	11.6%
Victim Services	112,000	-	0.0%
Subsidized SLE, Detox	320,000	66,350	20.7%
Pretrial Services	733,577	170,924	23.3%
Evaluation	413,999	67,084	16.2%
Administration	461,512	87,154	18.9%
Total	\$14,004,210	\$ 2,783,011	19.9%