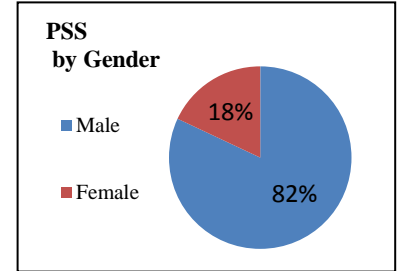
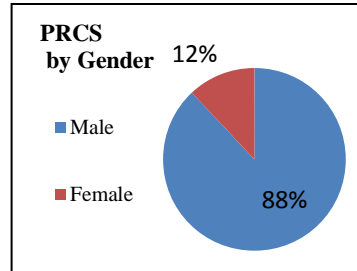
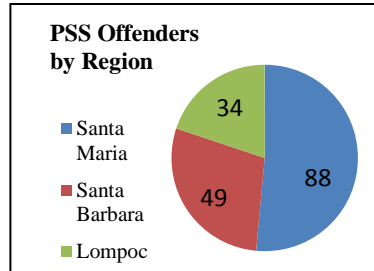
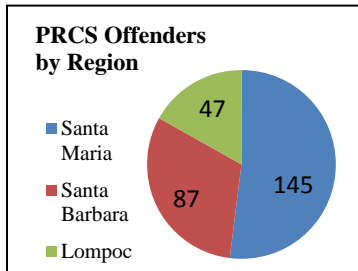


Realignment Operational Impact Report November 2019

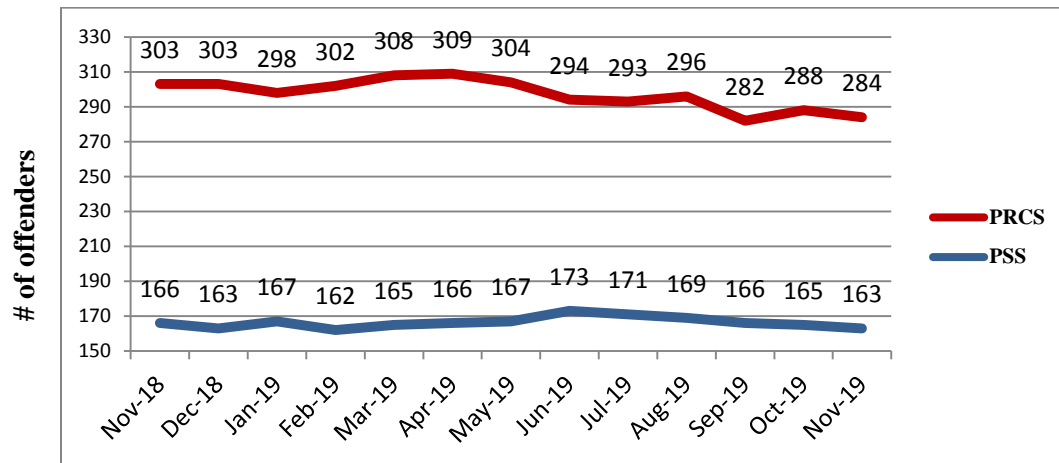
PROBATION		
# of PRCS		
Entered	Exited	Net
10	13	284
# of PSS (NX3)		
Entered	Exited	Net
3	3	163

SHERIFF			
Incarcerated Realigned Offenders			
	Custody	Alternative	Total
Sentenced	76	5	81
*PRCS/PSS	76	0	76
*Parole	1	0	1
<i>*Technical Violations Only</i>			
Total Planned Bed Days: 3346/Month (110 ADA)			
	Bed Days	% of Planned Bed Days	
Custody	3484	104.12%	
Alternative	120	3.59%	
Total	3604	107.71%	

COURTS		
# of NX3 Sentences		
	This Month	Last Month
Custody only	2	5
PSS	2	2
# of Individuals with Signed Waivers		
This Month	1	
Last Month	1	
# of PRCS Revocation Hearings		
This Month	0	
Last Month	1	



SUPERVISED REALIGNED OFFENDER POPULATION -12 MONTHS



FY 19-20 FINANCIAL STATUS			
As of November 30, 2019			
			42% of Fiscal Year Elapsed
Component	Budget	Expenditures	% of Funds Expended
Jail Custody	\$ 2,457,368	\$ 994,969	40.5%
Detention Alternatives	558,460	187,471	33.6%
Community Supervision	3,064,549	1,054,574	34.4%
Collaborative Efforts	1,305,174	390,691	29.9%
Mental Health	1,533,771	-	0.0%
Related Treatment	743,889	58,749	7.9%
Re-Entry Services	2,299,911	329,345	14.3%
Victim Services	112,000	21,647	19.3%
Subsidized SLE, Detox	320,000	90,407	28.3%
Pretrial Services	733,577	217,931	29.7%
Evaluation	413,999	82,566	19.9%
Administration	461,512	110,679	24.0%
Total	\$14,004,210	\$ 3,539,029	25.3%