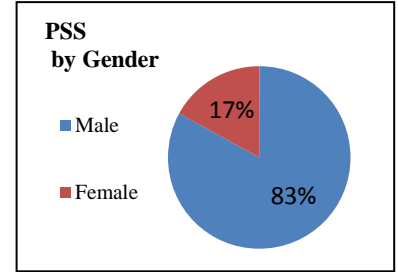
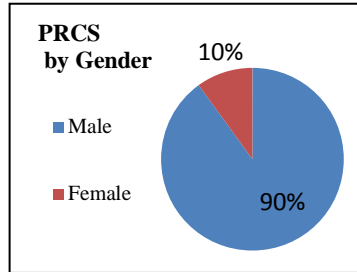
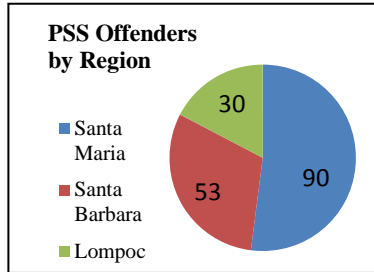
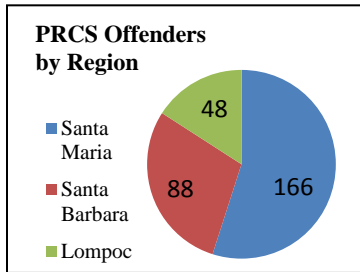


Realignment Operational Impact Report May 2019

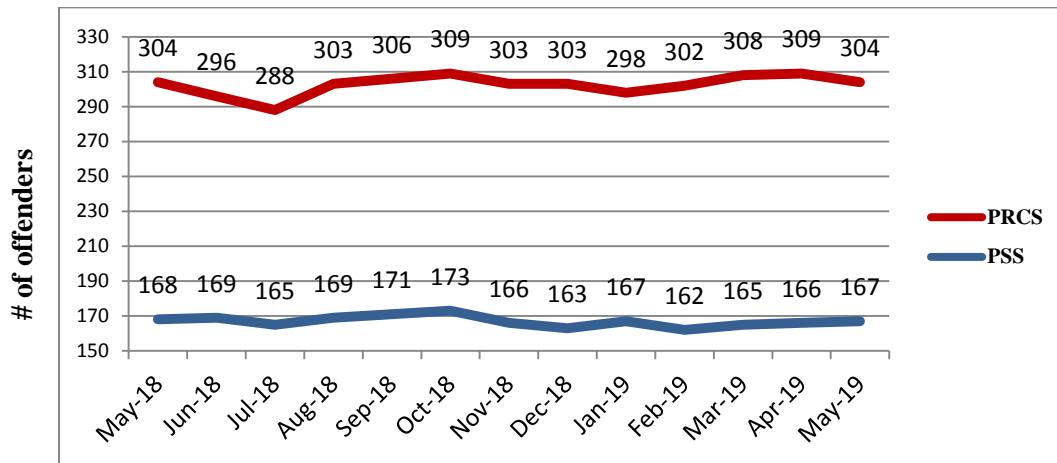
| PROBATION | | |
|----------------|--------|-----|
| # of PRCS | | |
| Entered | Exited | Net |
| 14 | 3 | 304 |
| # of PSS (NX3) | | |
| Entered | Exited | Net |
| 3 | 11 | 167 |

| SHERIFF | | | |
|---|----------|-----------------------|-------|
| Incarcerated Realigned Offenders | | | |
| | Custody | Alternative | Total |
| Sentenced | 76 | 6 | 82 |
| *PRCS/PSS | 110 | 0 | 110 |
| *Parole | 9 | 0 | 9 |
| <i>*Technical Violations Only</i> | | | |
| Total Planned Bed Days: 3346/Month (110 ADA) | | | |
| | Bed Days | % of Planned Bed Days | |
| Custody | 4032 | 120.50% | |
| Alternative | 178 | 5.32% | |
| Total | 4210 | 125.82% | |

| COURTS | | |
|--------------------------------------|------------|------------|
| # of NX3 Sentences | | |
| | This Month | Last Month |
| Custody only | 6 | 6 |
| PSS | 4 | 5 |
| # of Individuals with Signed Waivers | | |
| This Month | 3 | |
| Last Month | 1 | |
| # of PRCS Revocation Hearings | | |
| This Month | 2 | |
| Last Month | 4 | |



SUPERVISED REALIGNED OFFENDER POPULATION -12 MONTHS



| FY 18-19 FINANCIAL STATUS | | | |
|---------------------------|---------------------|---------------------|----------------------------|
| As of May 31, 2019 | | | |
| | | | 92% of Fiscal Year Elapsed |
| Component | Budget | Expenditures | % of Funds Expended |
| Jail Custody | \$ 2,455,042 | \$ 1,621,661 | 66.1% |
| Detention Alternatives | 903,369 | 834,695 | 92.4% |
| Community Supervision | 2,976,841 | 2,569,608 | 86.3% |
| Collaborative Efforts | 1,308,209 | 922,881 | 70.6% |
| Mental Health | 1,526,069 | 248,559 | 16.3% |
| Related Treatment | 394,006 | 200,323 | 50.8% |
| Re-Entry Services | 2,120,151 | 1,270,965 | 60.0% |
| Victim Services | 54,612 | 54,612 | 100.0% |
| Subsidized SLE, Detox | 320,000 | 225,477 | 70.5% |
| Pretrial Services | 746,557 | 660,908 | 88.5% |
| Evaluation | 388,056 | 114,295 | 29.5% |
| Administration | 435,627 | 300,419 | 69.0% |
| Total | \$13,628,539 | \$ 9,024,403 | 66.2% |