Realignment Operational Impact Report
May 2018

PROBATION		
# of PRCS		
Entered	Exited	Net
19	14	304
# of PSS (NX3)		
Entered	Exited	Net
4	1	168

SHERIFF			
Incarcerated Realigned Offenders			
	Custody	Alternative	Total
Sentenced	70	4	74
*PRCS/PSS	128	0	128
*Parole	17	0	17

Technical Violations Only

Total Planned Bed Days: 3346/Month (110 ADA)		
	Bed Days	% of Planned Bed Days
Custody	4302	128.57%
Alternative	128	3.83%
Total	4430	132.40%

COURTS		
# of NX3 Sentences		
	This Month	Last Month
Custody only	4	5
PSS	5	7
# of Individuals with Signed Waivers		
This Month	1	
Last Month	3	
# of PRCS Revocation Hearings		
This Month	4	
Last Month	7	

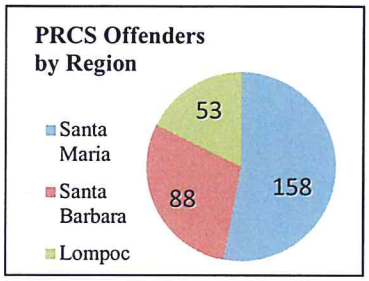

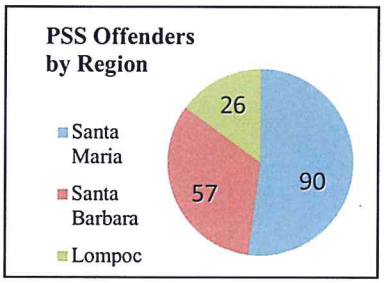

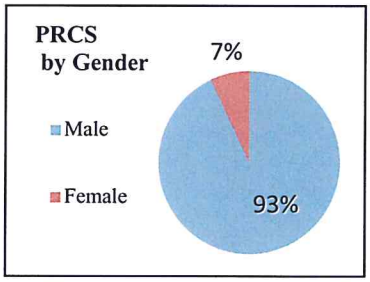

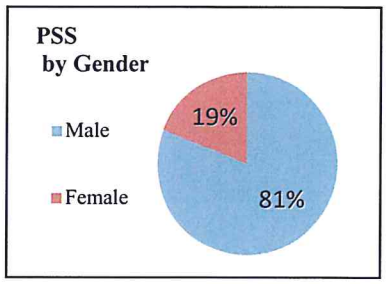

SUPERVISED REALIGNED OFFENDER POPULATION -12 MONTHS

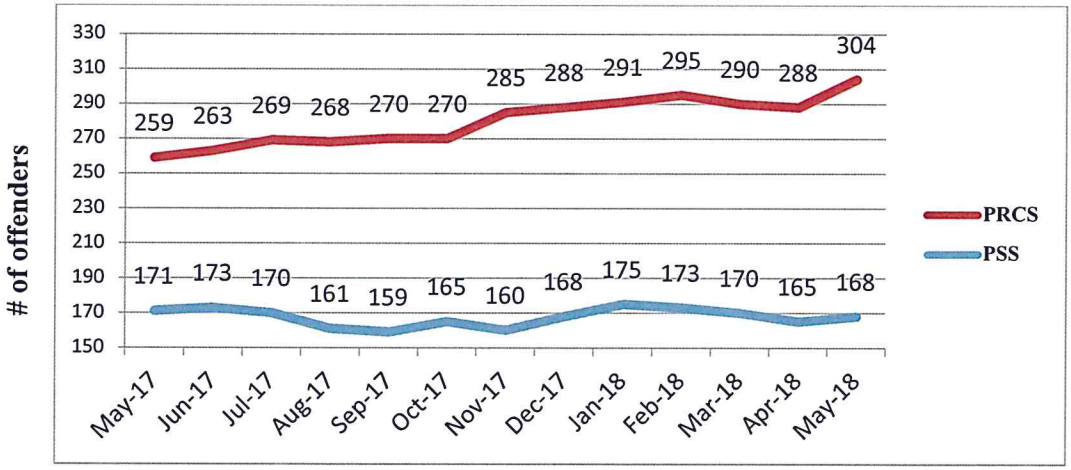

FY 17-18 FINANCIAL STATUS As of May 31, 2018			92% of Fiscal Year Elapsed
Component	**Budget**	**Expenditures**	**% of Funds Expended**
Jail Custody	$ 2,318,695	$ 2,289,654	98.8%
Detention Alternatives	888,095	716,611	80.7%
Community Supervision	2,944,735	2,448,029	83.1%
Collaborative Efforts	1,275,005	899,861	70.6%
Mental Health	1,154,564	343,385	29.7%
Related Treatment	393,194	-	0.0%
Re-Entry Services	1,976,865	1,199,853	60.7%
Victim Services	52,637	39,508	75.1%
Subsidized SLE, Detox	320,000	239,990	75.0%
Pretrial Services	384,499	136,218	35.4%
Evaluation	276,522	98,213	35.5%
Administration	391,967	283,864	72.4%
Total	**$ 12,376,778**	**$ 8,695,186**	**70.3%**