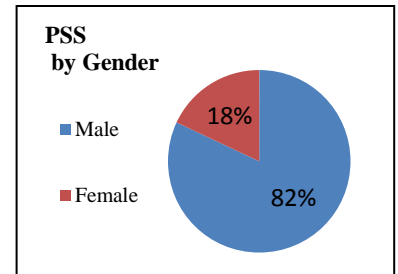
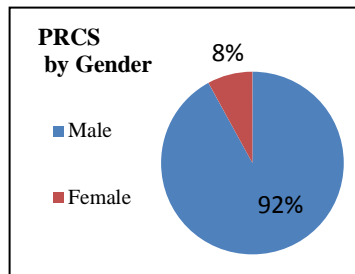
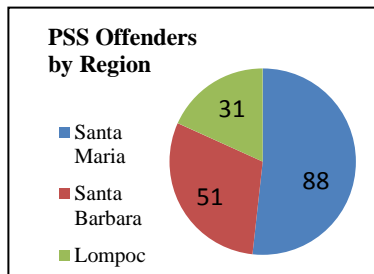
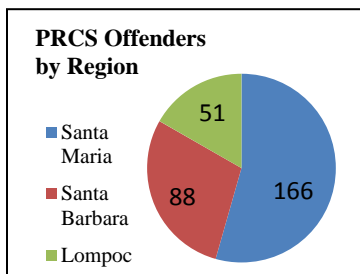


## Realignment Operational Impact Report March 2019

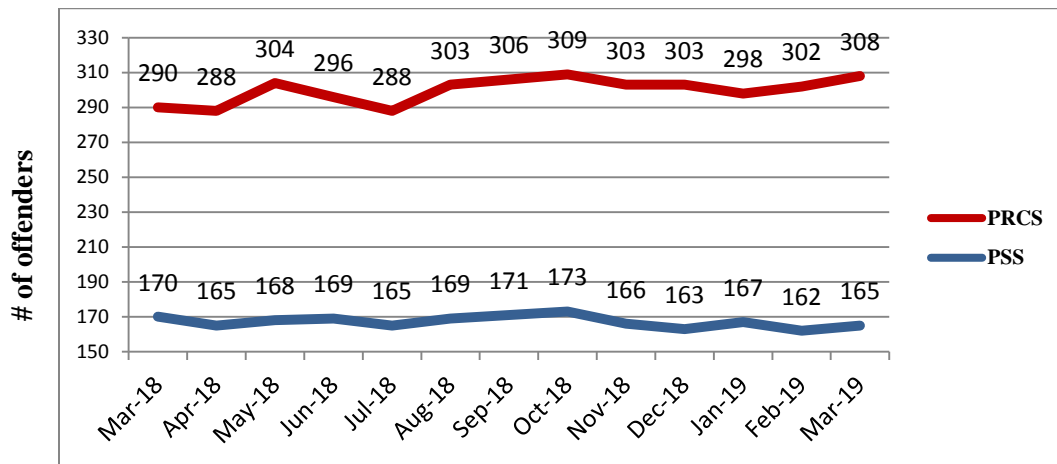
PROBATION		
# of PRCS		
Entered	Exited	Net
18	3	308
# of PSS (NX3)		
Entered	Exited	Net
4	8	165

SHERIFF			
Incarcerated Realigned Offenders			
	Custody	Alternative	Total
Sentenced	78	4	82
*PRCS/PSS	126	0	126
*Parole	14	0	14
<i>*Technical Violations Only</i>			
<b>Total Planned Bed Days: 3346/Month (110 ADA)</b>			
	Bed Days	% of Planned Bed Days	
Custody	4798	143.40%	
Alternative	100	2.99%	
Total	4898	146.38%	

COURTS		
# of NX3 Sentences		
	This Month	Last Month
Custody only	4	4
PSS	4	2
# of Individuals with Signed Waivers		
This Month	2	
Last Month	4	
# of PRCS Revocation Hearings		
This Month	4	
Last Month	9	



### SUPERVISED REALIGNED OFFENDER POPULATION -12 MONTHS



FY 18-19 FINANCIAL STATUS			
As of March 31, 2019			
			75% of Fiscal Year Elapsed
Component	Budget	Expenditures	% of Funds Expended
Jail Custody	\$ 2,455,042	\$ 1,496,060	60.9%
Detention Alternatives	903,369	686,107	76.0%
Community Supervision	2,976,841	2,159,425	72.5%
Collaborative Efforts	1,308,209	735,328	56.2%
Mental Health	1,526,069	181,351	11.9%
Related Treatment	394,006	-	0.0%
Re-Entry Services	2,120,151	1,128,078	53.2%
Victim Services	54,612	30,322	55.5%
Subsidized SLE, Detox	320,000	162,549	50.8%
Pretrial Services	746,557	556,982	74.6%
Evaluation	388,056	83,224	21.5%
Administration	435,627	240,959	55.3%
<b>Total</b>	<b>\$13,628,539</b>	<b>\$ 7,460,385</b>	<b>54.7%</b>