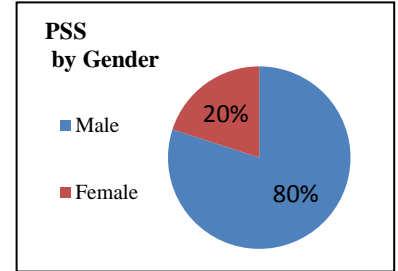
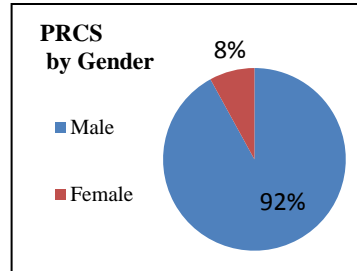
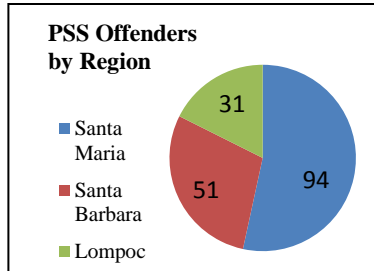
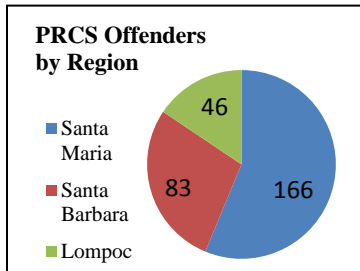


## Realignment Operational Impact Report June 2019

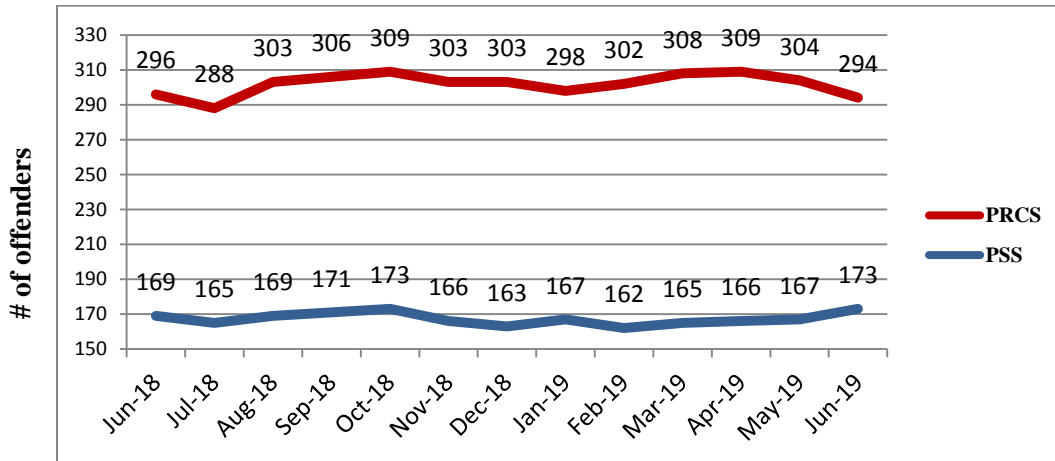
PROBATION		
# of PRCS		
Entered	Exited	Net
12	14	294
# of PSS (NX3)		
Entered	Exited	Net
4	1	173

SHERIFF			
Incarcerated Realigned Offenders			
	Custody	Alternative	Total
Sentenced	82	6	88
*PRCS/PSS	97	0	97
*Parole	1	0	1
<i>*Technical Violations Only</i>			
<b>Total Planned Bed Days: 3346/Month (110 ADA)</b>			
	Bed Days	% of Planned Bed Days	
Custody	3919	117.12%	
Alternative	125	3.74%	
Total	4044	120.86%	

COURTS		
# of NX3 Sentences		
	This Month	Last Month
Custody only	12	6
PSS	5	4
# of Individuals with Signed Waivers		
This Month	0	
Last Month	3	
# of PRCS Revocation Hearings		
This Month	1	
Last Month	2	



### SUPERVISED REALIGNED OFFENDER POPULATION -12 MONTHS



FY 18-19 FINANCIAL STATUS			
As of June 30, 2019			
100% of Fiscal Year Elapsed			
Component	Budget	Expenditures	% of Funds Expended
Jail Custody	\$ 2,455,042	\$ 2,336,635	95.2%
Detention Alternatives	903,369	890,113	98.5%
Community Supervision	2,976,841	2,639,304	88.7%
Collaborative Efforts	1,308,209	1,083,159	82.8%
Mental Health	1,526,069	315,539	20.7%
Related Treatment	394,006	212,420	53.9%
Re-Entry Services	2,120,151	1,726,450	81.4%
Victim Services	54,612	54,612	100.0%
Subsidized SLE, Detox	320,000	292,200	91.3%
Pretrial Services	746,557	737,275	98.8%
Evaluation	388,056	154,060	39.7%
Administration	435,627	366,225	84.1%
<b>Total</b>	<b>\$13,628,539</b>	<b>\$10,807,992</b>	<b>79.3%</b>