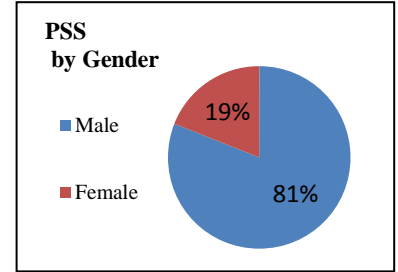
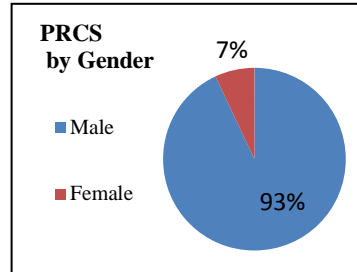
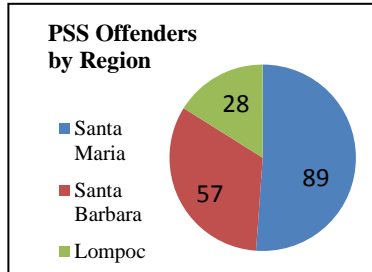
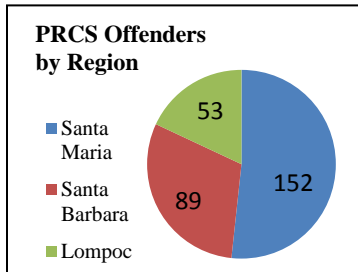


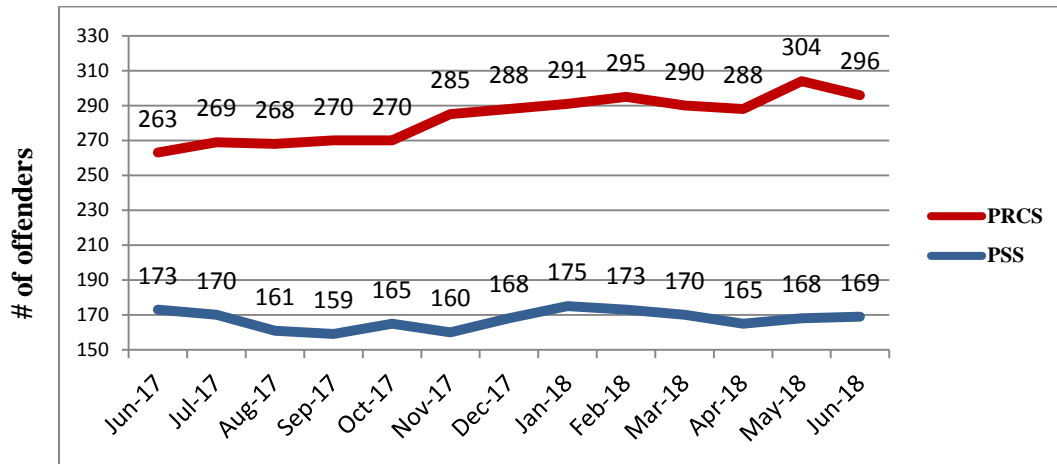
PROBATION		
# of PRCS		
Entered	Exited	Net
1	2	296
# of PSS (NX3)		
Entered	Exited	Net
0	4	169

SHERIFF			
Incarcerated Realigned Offenders			
	Custody	Alternative	Total
Sentenced	62	5	67
*PRCS/PSS	115	0	115
*Parole	11	1	12
<i>*Technical Violations Only</i>			
Total Planned Bed Days: 3346/Month (110 ADA)			
	Bed Days	% of Planned Bed Days	
Custody	4012	119.90%	
Alternative	146	4.36%	
Total	4158	124.27%	

COURTS		
# of NX3 Sentences		
	This Month	Last Month
Custody only	3	4
PSS	2	5
# of Individuals with Signed Waivers		
This Month	0	
Last Month	1	
# of PRCS Revocation Hearings		
This Month	3	
Last Month	4	



SUPERVISED REALIGNED OFFENDER POPULATION -12 MONTHS



FY 17-18 FINANCIAL STATUS			
As of June 30, 2018		100% of Fiscal Year Elapsed	
Component	Budget	Expenditures	% of Funds Expended
Jail Custody	\$ 2,318,695	\$ 2,318,695	100.0%
Detention Alternatives	888,095	794,264	89.4%
Community Supervision	2,944,735	2,771,485	94.1%
Collaborative Efforts	1,275,005	1,032,217	81.0%
Mental Health	1,154,564	359,445	31.1%
Related Treatment	393,194	17,668	4.5%
Re-Entry Services	1,976,865	1,503,565	76.1%
Victim Services	52,637	52,636	100.0%
Subsidized SLE, Detox	320,000	284,840	89.0%
Pretrial Services	384,499	198,035	51.5%
Evaluation	276,522	116,522	42.1%
Administration	391,967	331,956	84.7%
Total	\$ 12,376,778	\$ 9,781,328	79.0%