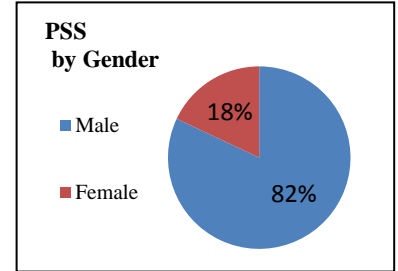
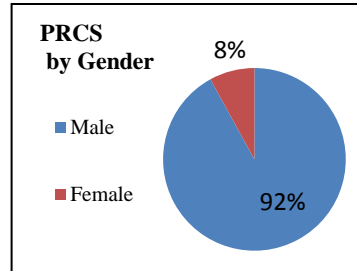
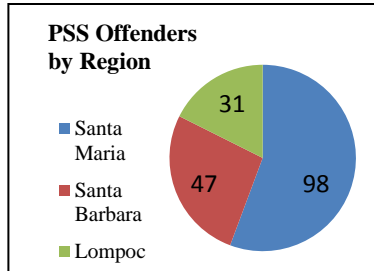
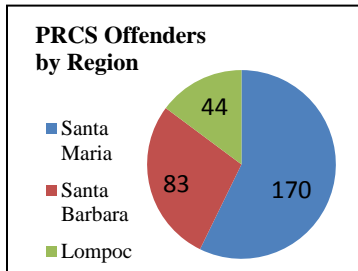


Realignment Operational Impact Report July 2019

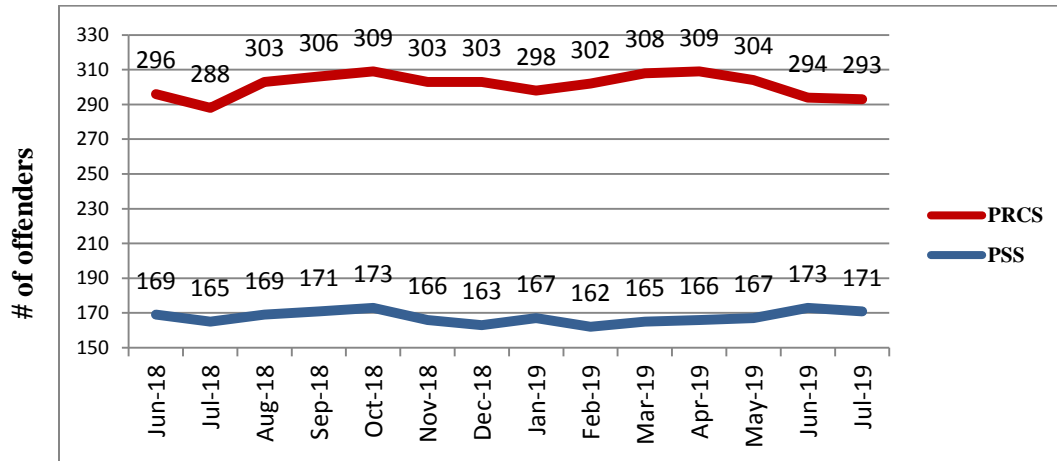
PROBATION		
# of PRCS		
Entered	Exited	Net
15	6	293
# of PSS (NX3)		
Entered	Exited	Net
6	12	171

SHERIFF			
Incarcerated Realigned Offenders			
	Custody	Alternative	Total
Sentenced	85	5	90
*PRCS/PSS	96	0	96
*Parole	0	0	0
<i>*Technical Violations Only</i>			
Total Planned Bed Days: 3346/Month (110 ADA)			
	Bed Days	% of Planned Bed Days	
Custody	3994	119.37%	
Alternative	160	4.78%	
Total	4154	124.15%	

COURTS		
# of NX3 Sentences		
	This Month	Last Month
Custody only	6	12
PSS	6	5
# of Individuals with Signed Waivers		
This Month	1	
Last Month	0	
# of PRCS Revocation Hearings		
This Month	0	
Last Month	1	



SUPERVISED REALIGNED OFFENDER POPULATION -12 MONTHS



FY 19-20 FINANCIAL STATUS			
As of July 31, 2019			
8% of Fiscal Year Elapsed			
Component	Budget	Expenditures	% of Funds Expended
Jail Custody	\$ 2,457,368	\$ 192,529	7.8%
Detention Alternatives	558,460	39,643	7.1%
Community Supervision	3,064,549	196,962	6.4%
Collaborative Efforts	1,305,174	60,332	4.6%
Mental Health	1,533,771	-	0.0%
Related Treatment	743,889	9,985	1.3%
Re-Entry Services	2,299,911	38,469	1.7%
Victim Services	112,000	-	0.0%
Subsidized SLE, Detox	320,000	-	0.0%
Pretrial Services	733,577	44,420	6.1%
Evaluation	413,999	12,771	3.1%
Administration	461,512	19,123	4.1%
Total	\$14,004,210	\$ 614,234	4.4%