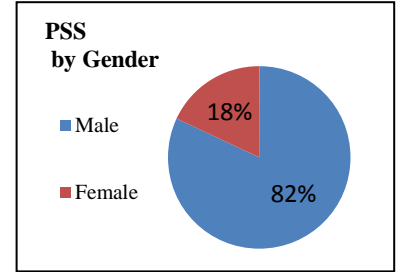
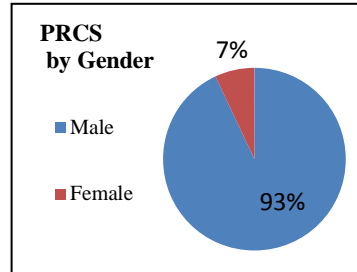
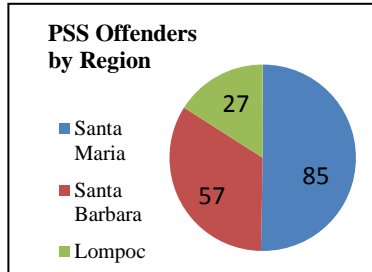
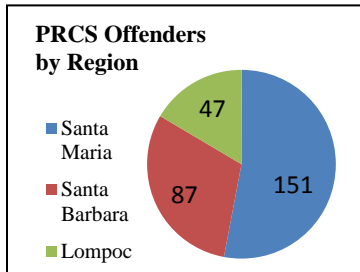


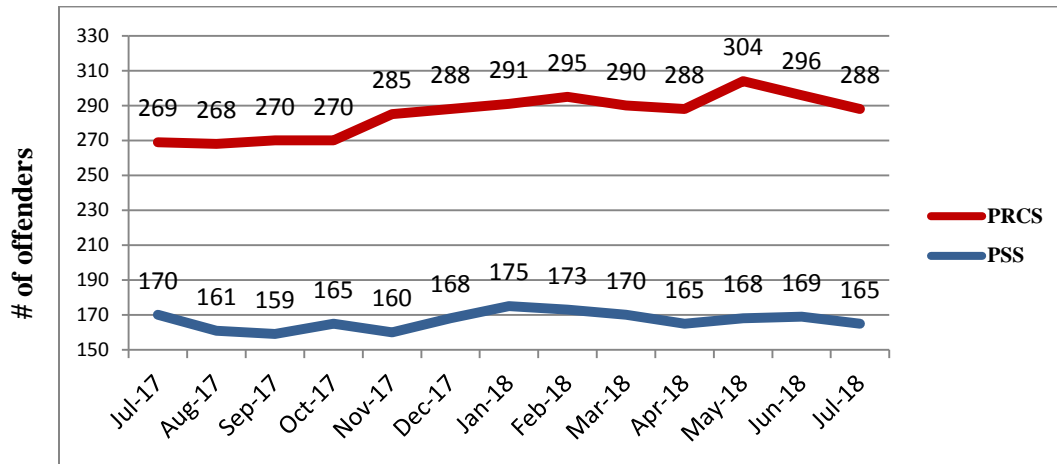
PROBATION		
# of PRCS		
Entered	Exited	Net
10	13	288
# of PSS (NX3)		
Entered	Exited	Net
3	5	165

SHERIFF			
Incarcerated Realigned Offenders			
	Custody	Alternative	Total
Sentenced	62	6	68
*PRCS/PSS	111	0	111
*Parole	11	1	12
<i>*Technical Violations Only</i>			
Total Planned Bed Days: 3346/Month (110 ADA)			
	Bed Days	% of Planned Bed Days	
Custody	4252	127.08%	
Alternative	191	5.71%	
Total	4443	132.79%	

COURTS		
# of NX3 Sentences		
	This Month	Last Month
Custody only	4	4
PSS	1	5
# of Individuals with Signed Waivers		
This Month	2	
Last Month	0	
# of PRCS Revocation Hearings		
This Month	3	
Last Month	3	



SUPERVISED REALIGNED OFFENDER POPULATION -12 MONTHS



FY 18-19 FINANCIAL STATUS			
		As of July 31, 2018	
		8% of Fiscal Year Elapsed	
Component	Budget	Expenditures	% of Funds Expended
Jail Custody	\$ 2,455,042	\$ 170,894	7.0%
Detention Alternatives	903,369	79,827	8.8%
Community Supervision	2,976,841	290,394	9.8%
Collaborative Efforts	1,308,209	56,830	4.3%
Mental Health	1,526,069	-	0.0%
Related Treatment	394,006	-	0.0%
Re-Entry Services	2,120,151	65,650	3.1%
Victim Services	54,612	-	0.0%
Subsidized SLE, Detox	320,000	500	0.2%
Pretrial Services	746,557	52,651	7.1%
Evaluation	388,056	6,732	1.7%
Administration	435,627	22,873	5.3%
Total	\$ 13,628,539	\$ 746,351	5.5%