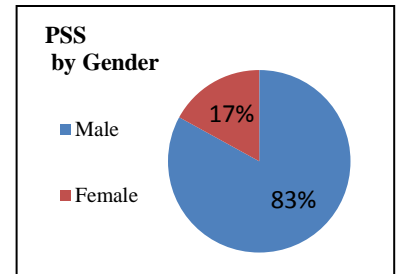
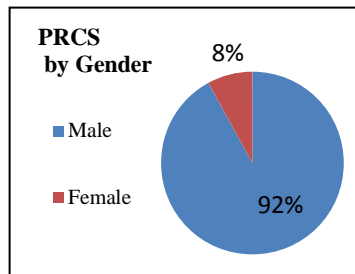
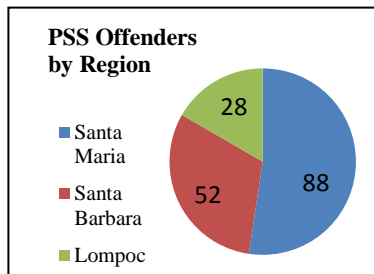
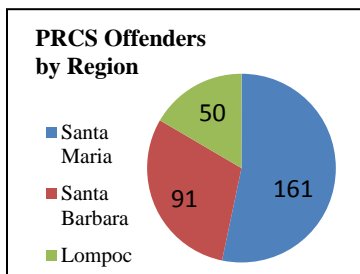


Realignment Operational Impact Report February 2019

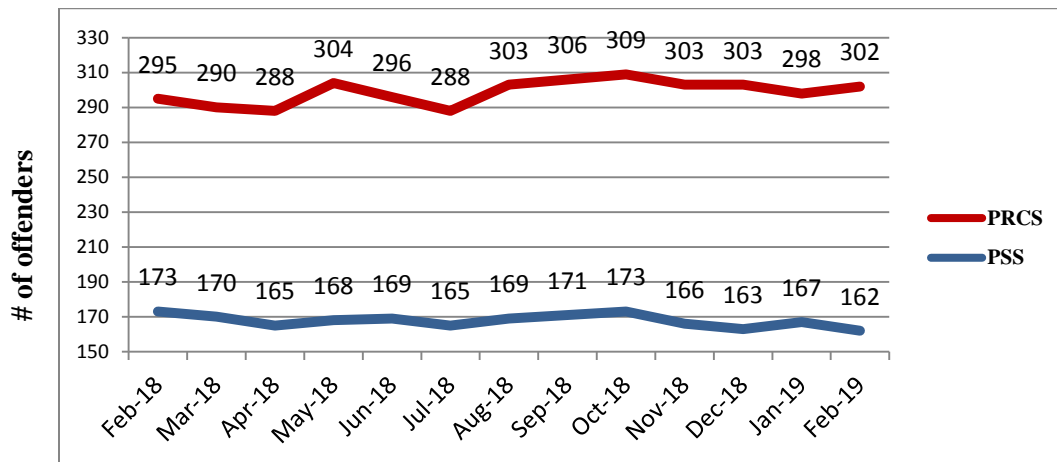
PROBATION		
# of PRCS		
Entered	Exited	Net
14	7	302
# of PSS (NX3)		
Entered	Exited	Net
2	9	162

SHERIFF			
Incarcerated Realigned Offenders			
	Custody	Alternative	Total
Sentenced	68	5	73
*PRCS/PSS	114	0	114
*Parole	19	0	19
<i>*Technical Violations Only</i>			
Total Planned Bed Days: 3346/Month (110 ADA)			
	Bed Days	% of Planned Bed Days	
Custody	4146	123.91%	
Alternative	117	3.50%	
Total	4263	127.41%	

COURTS		
# of NX3 Sentences		
	This Month	Last Month
Custody only	4	6
PSS	2	1
# of Individuals with Signed Waivers		
This Month	4	
Last Month	2	
# of PRCS Revocation Hearings		
This Month	9	
Last Month	4	



SUPERVISED REALIGNED OFFENDER POPULATION -12 MONTHS



FY 18-19 FINANCIAL STATUS			
As of January 31, 2019			
			58% of Fiscal Year Elapsed
Component	Budget	Expenditures	% of Funds Expended
Jail Custody	\$ 2,455,042	\$ 1,197,323	48.8%
Detention Alternatives	903,369	550,336	60.9%
Community Supervision	2,976,841	1,686,224	56.6%
Collaborative Efforts	1,308,209	604,159	46.2%
Mental Health	1,526,069	-	0.0%
Related Treatment	394,006	-	0.0%
Re-Entry Services	2,120,151	688,561	32.5%
Victim Services	54,612	30,322	55.5%
Subsidized SLE, Detox	320,000	128,253	40.1%
Pretrial Services	746,557	390,426	52.3%
Evaluation	388,056	58,297	15.0%
Administration	435,627	165,182	37.9%
Total	\$13,628,539	\$ 5,499,083	40.4%