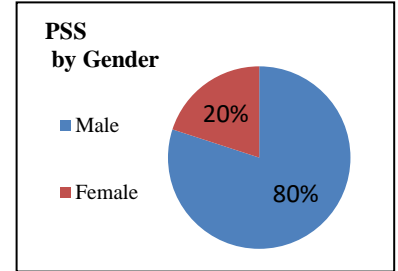
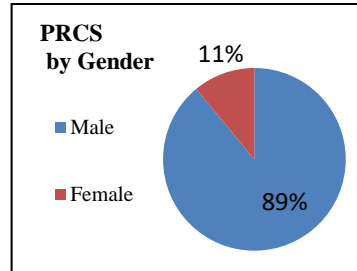
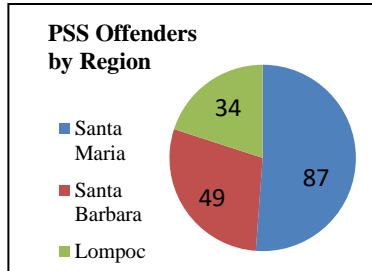
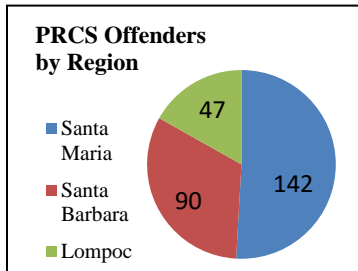


Realignment Operational Impact Report December 2019

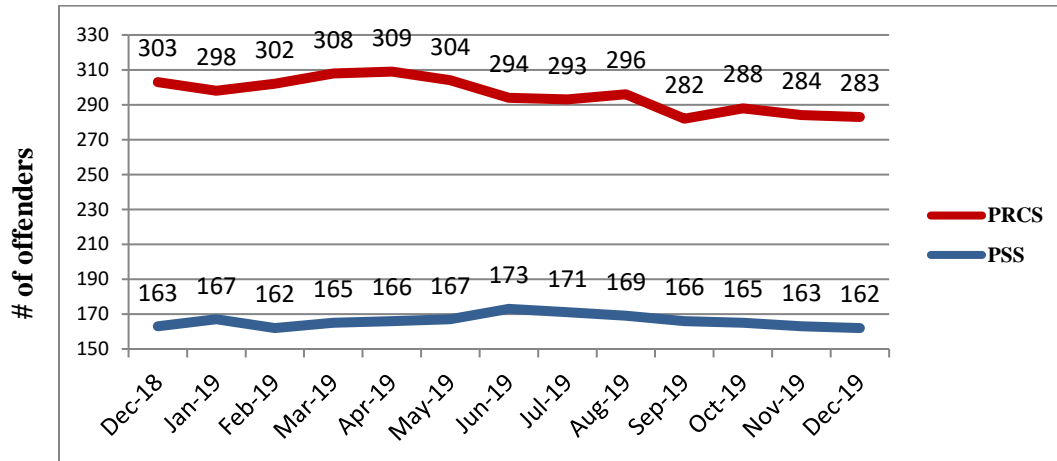
PROBATION		
# of PRCS		
Entered	Exited	Net
11	12	283
# of PSS (NX3)		
Entered	Exited	Net
1	4	162

SHERIFF			
Incarcerated Realigned Offenders			
	Custody	Alternative	Total
Sentenced	81	5	86
*PRCS/PSS	80	0	80
*Parole	1	0	1
<i>*Technical Violations Only</i>			
Total Planned Bed Days: 3346/Month (110 ADA)			
	Bed Days	% of Planned Bed Days	
Custody	3518	105.14%	
Alternative	155	4.63%	
Total	3673	107.71%	

COURTS		
# of NX3 Sentences		
	This Month	Last Month
Custody only	6	2
PSS	6	2
# of Individuals with Signed Waivers		
This Month	1	
Last Month	1	
# of PRCS Revocation Hearings		
This Month	0	
Last Month	1	



SUPERVISED REALIGNED OFFENDER POPULATION -12 MONTHS



FY 19-20 FINANCIAL STATUS			
As of December 31, 2019			
50% of Fiscal Year Elapsed			
Component	Budget	Expenditures	% of Funds Expended
Jail Custody	\$ 2,457,368	\$ 1,167,017	47.5%
Detention Alternatives	558,460	219,945	39.4%
Community Supervision	3,064,549	1,331,681	43.5%
Collaborative Efforts	1,305,174	450,819	34.5%
Mental Health	1,533,771	-	0.0%
Related Treatment	743,889	69,544	9.4%
Re-Entry Services	2,299,911	528,940	23.0%
Victim Services	112,000	21,647	19.3%
Subsidized SLE, Detox	320,000	118,164	36.9%
Pretrial Services	733,577	272,416	37.1%
Evaluation	413,999	120,031	29.0%
Administration	461,512	138,047	29.9%
Total	\$14,004,210	\$ 4,438,251	31.7%