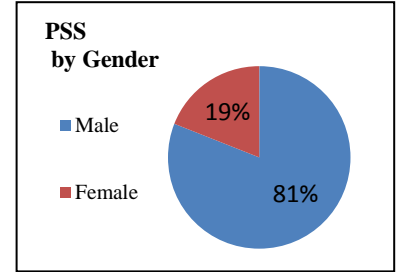
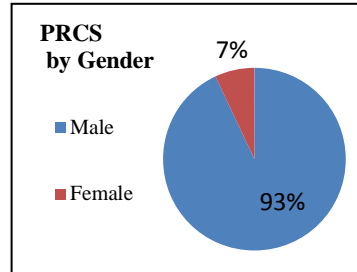
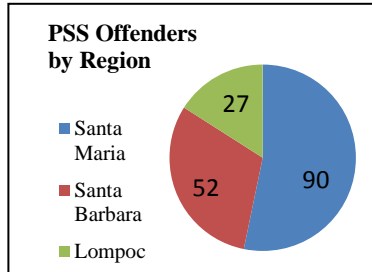
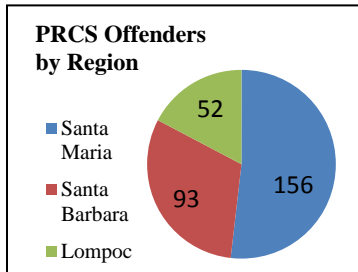


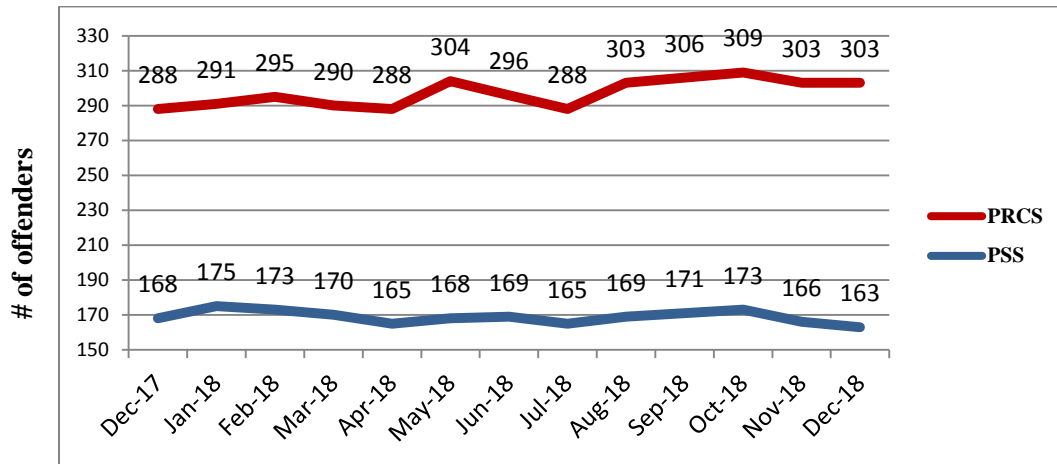
PROBATION		
# of PRCS		
Entered	Exited	Net
16	14	303
# of PSS (NX3)		
Entered	Exited	Net
0	5	163

SHERIFF			
Incarcerated Realigned Offenders			
	Custody	Alternative	Total
Sentenced	62	4	66
*PRCS/PSS	94	0	94
*Parole	13	0	13
<i>*Technical Violations Only</i>			
Total Planned Bed Days: 3346/Month (110 ADA)			
	Bed Days	% of Planned Bed Days	
Custody	3855	115.21%	
Alternative	124	3.71%	
Total	3979	118.92%	

COURTS		
# of NX3 Sentences		
	This Month	Last Month
Custody only	3	6
PSS	1	1
# of Individuals with Signed Waivers		
This Month	1	
Last Month	1	
# of PRCS Revocation Hearings		
This Month	5	
Last Month	6	



SUPERVISED REALIGNED OFFENDER POPULATION -12 MONTHS



FY 18-19 FINANCIAL STATUS			
As of December 31, 2018			
50% of Fiscal Year Elapsed			
Component	Budget	Expenditures	% of Funds Expended
Jail Custody	\$ 2,455,042	\$ 1,020,505	41.6%
Detention Alternatives	903,369	484,772	53.7%
Community Supervision	2,976,841	1,479,137	49.7%
Collaborative Efforts	1,308,209	467,083	35.7%
Mental Health	1,526,069	-	0.0%
Related Treatment	394,006	-	0.0%
Re-Entry Services	2,120,151	589,346	27.8%
Victim Services	54,612	16,427	30.1%
Subsidized SLE, Detox	320,000	113,060	35.3%
Pretrial Services	746,557	339,878	45.5%
Evaluation	388,056	37,888	9.8%
Administration	435,627	139,910	32.1%
Total	\$ 13,628,539	\$ 4,688,006	34.4%