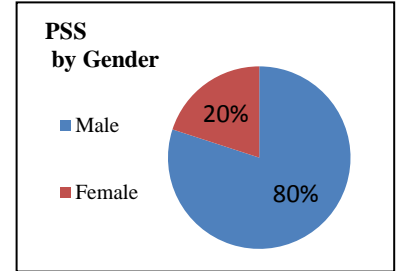
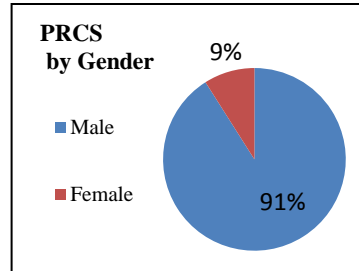
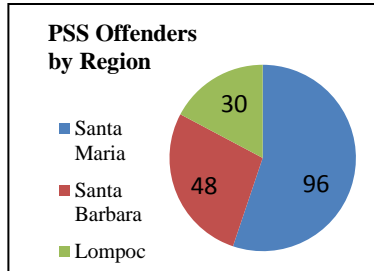
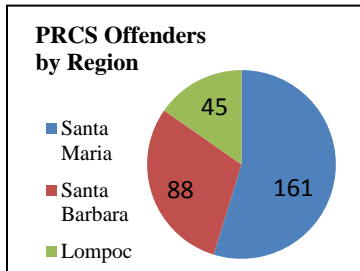


# Realignment Operational Impact Report August 2019

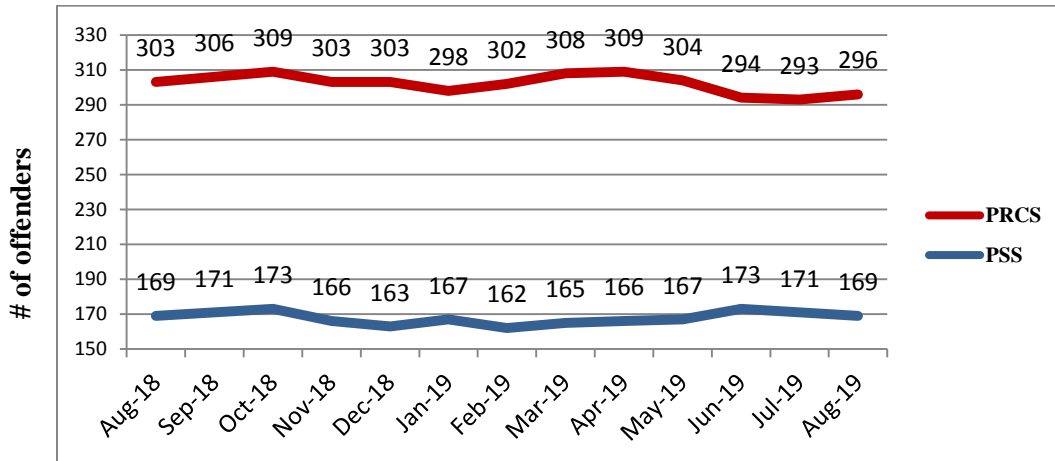
PROBATION		
# of PRCS		
Entered	Exited	Net
18	14	296
# of PSS (NX3)		
Entered	Exited	Net
2	4	169

SHERIFF			
Incarcerated Realigned Offenders			
	Custody	Alternative	Total
Sentenced	93	3	96
*PRCS/PSS	98	0	98
*Parole	1	0	1
<i>*Technical Violations Only</i>			
<b>Total Planned Bed Days: 3346/Month (110 ADA)</b>			
	Bed Days	% of Planned Bed Days	
Custody	4087	122.15%	
Alternative	91	2.72%	
Total	4178	124.87%	

COURTS		
# of NX3 Sentences		
	This Month	Last Month
Custody only	6	6
PSS	3	6
# of Individuals with Signed Waivers		
This Month	1	
Last Month	1	
# of PRCS Revocation Hearings		
This Month	1	
Last Month	0	



### SUPERVISED REALIGNED OFFENDER POPULATION -12 MONTHS



FY 19-20 FINANCIAL STATUS			
As of August 31, 2019			
17% of Fiscal Year Elapsed			
Component	Budget	Expenditures	% of Funds Expended
Jail Custody	\$ 2,457,368	\$ 432,027	17.6%
Detention Alternatives	558,460	78,596	14.1%
Community Supervision	3,064,549	432,958	14.1%
Collaborative Efforts	1,305,174	138,360	10.6%
Mental Health	1,533,771	-	0.0%
Related Treatment	743,889	22,137	3.0%
Re-Entry Services	2,299,911	79,121	3.4%
Victim Services	112,000	-	0.0%
Subsidized SLE, Detox	320,000	7,895	2.5%
Pretrial Services	733,577	102,314	14.0%
Evaluation	413,999	33,252	8.0%
Administration	461,512	42,561	9.2%
<b>Total</b>	<b>\$14,004,210</b>	<b>\$ 1,369,221</b>	<b>9.8%</b>