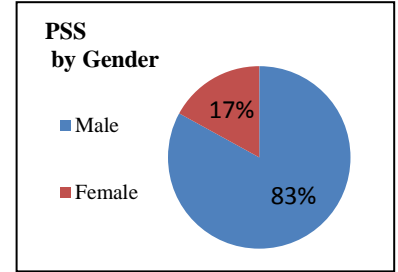
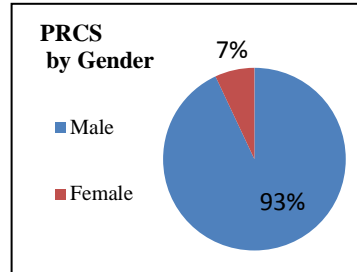
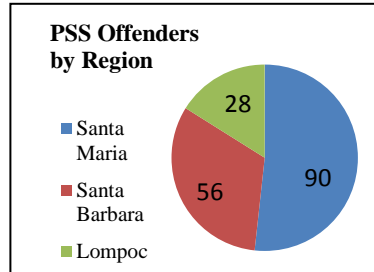
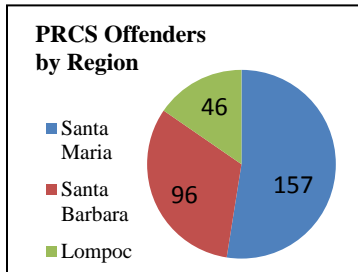


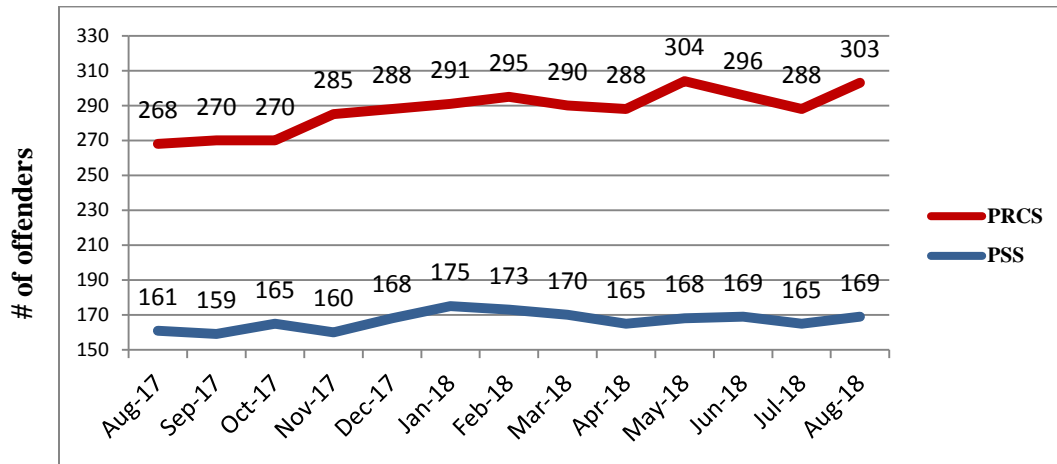
PROBATION		
# of PRCS		
Entered	Exited	Net
21	6	303
# of PSS (NX3)		
Entered	Exited	Net
3	9	169

SHERIFF			
Incarcerated Realigned Offenders			
	Custody	Alternative	Total
Sentenced	64	6	70
*PRCS/PSS	122	0	122
*Parole	19	0	19
<i>*Technical Violations Only</i>			
Total Planned Bed Days: 3346/Month (110 ADA)			
	Bed Days	% of Planned Bed Days	
Custody	4414	131.92%	
Alternative	153	4.57%	
Total	4567	136.49%	

COURTS		
# of NX3 Sentences		
	This Month	Last Month
Custody only	9	4
PSS	3	1
# of Individuals with Signed Waivers		
This Month	2	
Last Month	0	
# of PRCS Revocation Hearings		
This Month	10	
Last Month	3	



SUPERVISED REALIGNED OFFENDER POPULATION -12 MONTHS



FY 18-19 FINANCIAL STATUS			
As of August 31, 2018			
			17% of Fiscal Year Elapsed
Component	Budget	Expenditures	% of Funds Expended
Jail Custody	\$ 2,455,042	\$ 375,388	15.3%
Detention Alternatives	903,369	97,325	10.8%
Community Supervision	2,976,841	520,869	17.5%
Collaborative Efforts	1,308,209	134,780	10.3%
Mental Health	1,526,069	-	0.0%
Related Treatment	394,006	44,413	11.3%
Re-Entry Services	2,120,151	108,195	5.1%
Victim Services	54,612	-	0.0%
Subsidized SLE, Detox	320,000	20,221	6.3%
Pretrial Services	746,557	100,778	13.5%
Evaluation	388,056	13,624	3.5%
Administration	435,627	45,543	10.5%
Total	\$13,628,539	\$ 1,461,136	10.7%