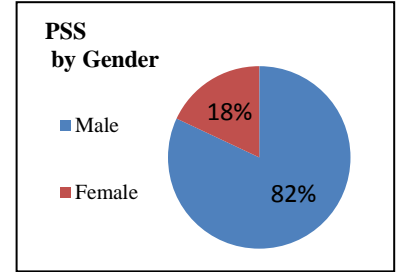
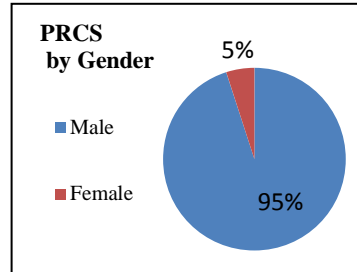
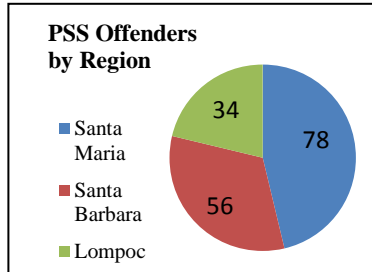
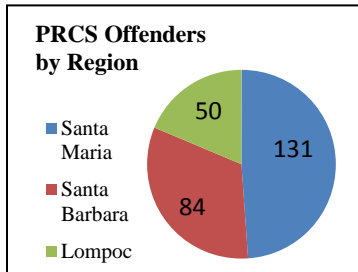


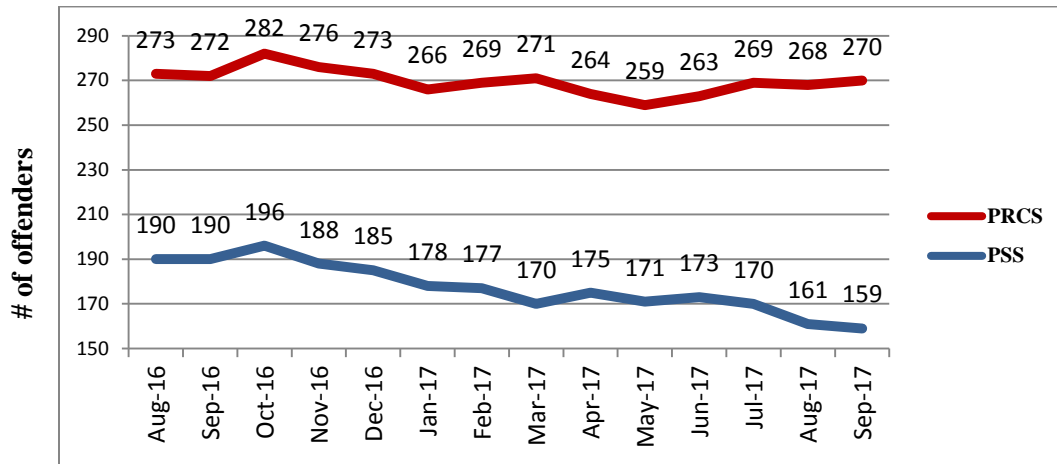
PROBATION		
# of PRCS		
Entered	Exited	Net
9	5	270
# of PSS (NX3)		
Entered	Exited	Net
1	2	159

SHERIFF			
Incarcerated Realigned Offenders			
	Custody	Alternative	Total
Sentenced	34	14	48
*PRCS/PSS	100	1	101
*Parole	10	0	10
<i>*Technical Violations Only</i>			
Total Planned Bed Days: 3346/Month (110 ADA)			
	Bed Days	% of Planned Bed Days	
Custody	2896	87%	
Alternative	420	13%	
Total	3316	100%	

COURTS		
# of NX3 Sentences		
	This Month	Last Month
Custody only	1	10
PSS	3	3
# of Individuals with Signed Waivers		
This Month	0	
Last Month	6	
# of PRCS Revocation Hearings		
This Month	18	
Last Month	15	



**SUPERVISED REALIGNED OFFENDER POPULATION -12 MONTHS**



FY 17-18 FINANCIAL STATUS			
		As of September 30, 2017	
		25% of Fiscal Year Elapsed	
Component	Budget	Expenditures	% of Funds Expended
Jail Custody	\$ 2,318,695	\$ 432,580	18.7%
Detention Alternatives	888,095	162,790	18.3%
Community Supervision	2,944,735	689,292	23.4%
Collaborative Efforts	1,275,005	199,353	15.6%
Mental Health	1,154,564	-	0.0%
Related Treatment	393,194	-	0.0%
Re-Entry Services	1,976,865	170,120	8.6%
Victim Services	52,637	-	0.0%
Subsidized SLE, Detox	320,000	29,970	9.4%
Pretrial Services	384,499	1,121	0.3%
Evaluation	276,522	16,598	6.0%
Administration	391,967	53,480	13.6%
<b>Total</b>	<b>\$ 12,376,778</b>	<b>\$ 1,755,304</b>	<b>14.2%</b>