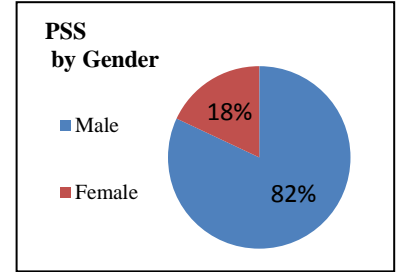
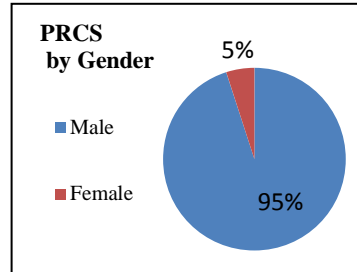
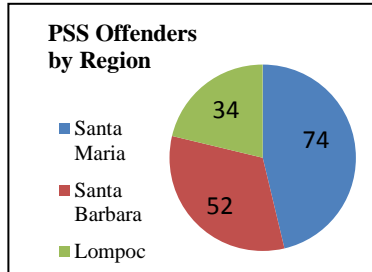
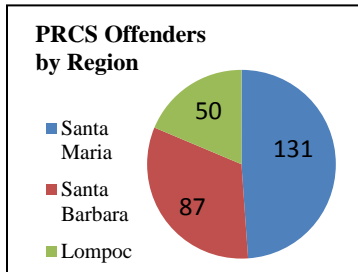


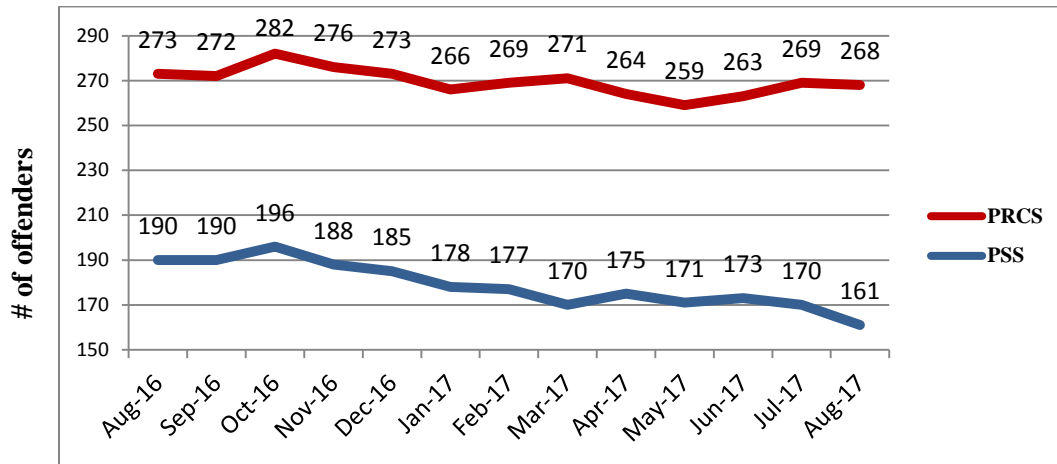
PROBATION		
# of PRCS		
Entered	Exited	Net
17	12	268
# of PSS (NX3)		
Entered	Exited	Net
2	6	161

SHERIFF			
Incarcerated Realigned Offenders			
	Custody	Alternative	Total
Sentenced	42	16	58
*PRCS/PSS	111	1	112
*Parole	18	0	18
<i>*Technical Violations Only</i>			
Total Planned Bed Days: 3346/Month (110 ADA)			
	Bed Days	% of Planned Bed Days	
Custody	3164	95%	
Alternative	504	15%	
Total	3368	110%	

COURTS		
# of NX3 Sentences		
	This Month	Last Month
Custody only	10	3
PSS	3	3
# of Individuals with Signed Waivers		
This Month	6	
Last Month	2	
# of PRCS Revocation Hearings		
This Month	15	
Last Month	11	



SUPERVISED REALIGNED OFFENDER POPULATION -12 MONTHS



FY 17-18 FINANCIAL STATUS			
As of August 31, 2017			
17% of Fiscal Year Elapsed			
Component	Budget	Expenditures	% of Funds Expended
Jail Custody	\$ 2,318,695	\$ 296,165	12.8%
Detention Alternatives	888,095	121,306	13.7%
Community Supervision	2,944,735	496,183	16.9%
Collaborative Efforts	1,275,005	138,762	10.9%
Mental Health	1,154,564	-	0.0%
Related Treatment	393,194	-	0.0%
Re-Entry Services	1,976,865	95,718	4.8%
Victim Services	52,637	-	0.0%
Subsidized SLE, Detox	320,000	16,980	5.3%
Pretrial Services	384,499	415	0.1%
Evaluation	276,522	10,815	3.9%
Administration	391,967	36,685	9.4%
Total	\$ 12,376,778	\$ 1,213,029	9.8%