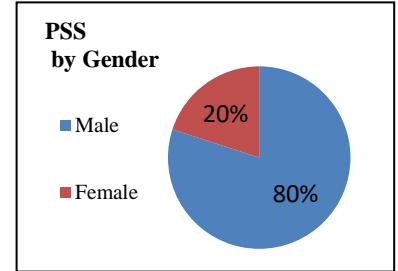
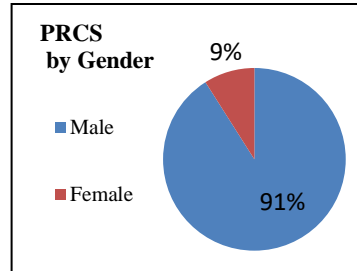
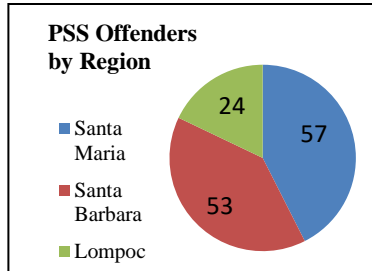
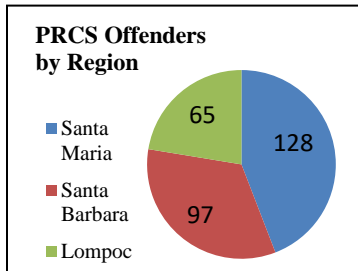


Realignment Operational Impact Report May 2021

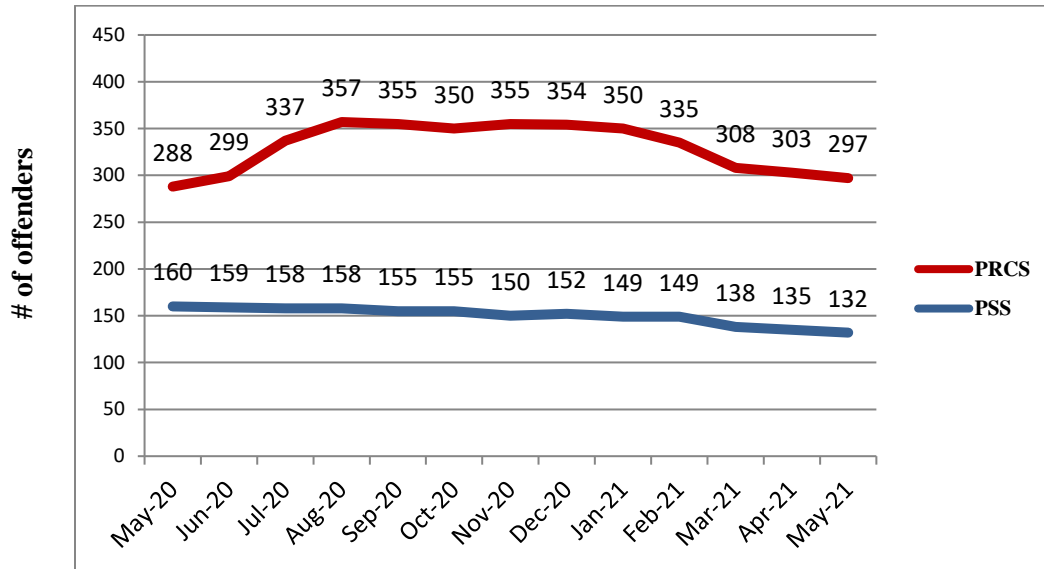
| PROBATION | | |
|----------------|--------|-----|
| # of PRCS | | |
| Entered | Exited | Net |
| 8 | 11 | 297 |
| # of PSS (NX3) | | |
| Entered | Exited | Net |
| 1 | 4 | 132 |

| SHERIFF | | | |
|---|----------|-----------------------|-------|
| Incarcerated Realigned Offenders | | | |
| | Custody | Alternative | Total |
| Sentenced | 19 | 7 | 26 |
| *PRCS/PSS | 23 | 0 | 23 |
| *Parole | 0 | 0 | 0 |
| <i>*Technical Violations Only</i> | | | |
| Total Planned Bed Days: 3346/Month (110 ADA) | | | |
| | Bed Days | % of Planned Bed Days | |
| Custody | 566 | 16.92% | |
| Alternative | 200 | 5.98% | |
| Total | 766 | 22.89% | |

| COURTS | | |
|--------------------------------------|------------|------------|
| # of NX3 Sentences | | |
| | This Month | Last Month |
| Custody only | 3 | 4 |
| PSS | 2 | 4 |
| # of Individuals with Signed Waivers | | |
| This Month | 0 | |
| Last Month | 0 | |
| # of PRCS Revocation Hearings | | |
| This Month | 0 | |
| Last Month | 0 | |



SUPERVISED REALIGNED OFFENDER POPULATION -12 MONTHS



| FY 20-21 FINANCIAL STATUS | | | |
|---------------------------|----------------------|----------------------|----------------------------|
| As of May 31, 2021 | | | |
| | | | 92% of Fiscal Year Elapsed |
| Component | Budget | Expenditures | % of Funds Expended |
| Jail Custody | \$ 2,521,190 | \$ 2,286,576 | 90.7% |
| Detention Alternatives | 572,208 | 495,617 | 86.6% |
| Community Supervision | 3,152,124 | 2,814,572 | 89.3% |
| Collaborative Efforts | 1,342,128 | 991,338 | 73.9% |
| Mental Health | 1,549,535 | 267,755 | 17.3% |
| Related Treatment | 973,953 | 463,089 | 47.6% |
| Re-Entry Services | 2,472,160 | 1,587,361 | 64.2% |
| Victim Services | 115,360 | 63,204 | 54.8% |
| Subsidized SLE, Detox | 320,000 | 236,438 | 73.9% |
| Pretrial Services | 793,829 | 691,756 | 87.1% |
| Evaluation | 424,802 | 175,117 | 41.2% |
| Administration | 468,125 | 357,232 | 76.3% |
| Total | \$ 14,705,414 | \$ 10,430,055 | 70.9% |