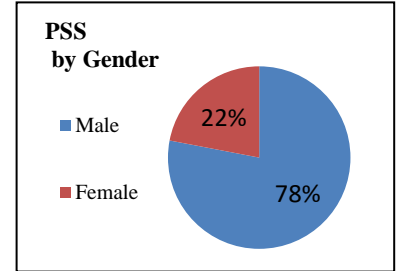
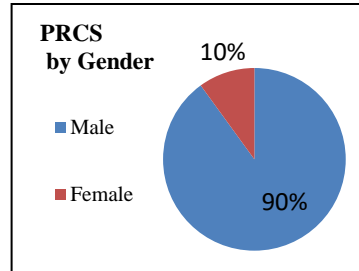
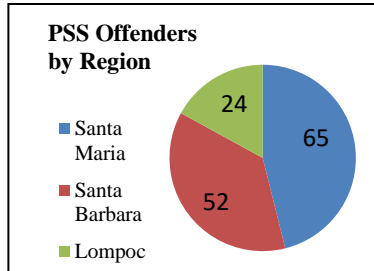
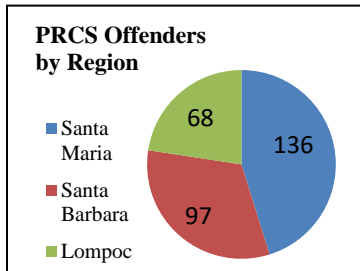


# Realignment Operational Impact Report March 2021

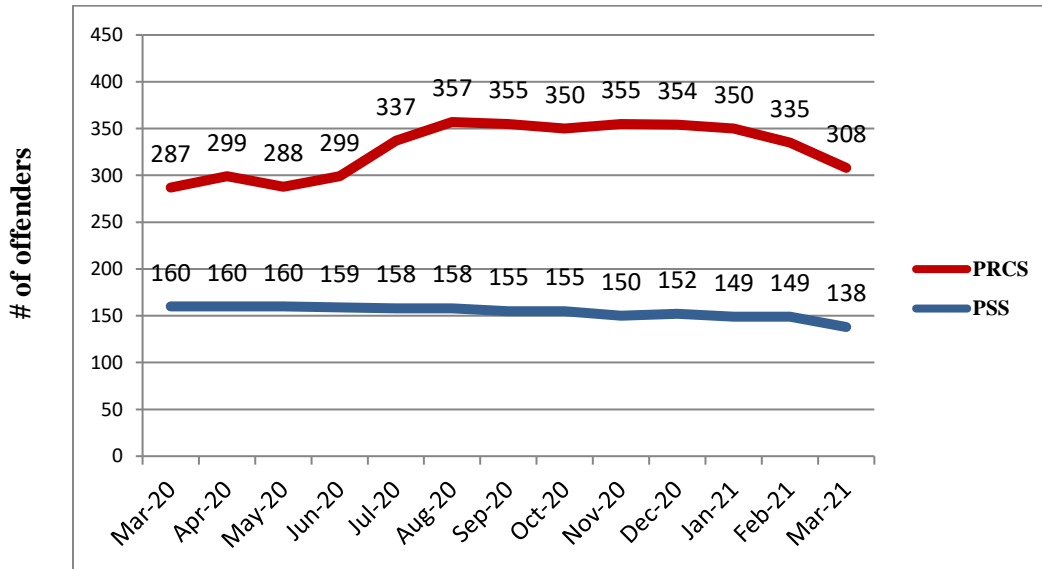
PROBATION		
# of PRCS		
Entered	Exited	Net
6	28	308
# of PSS (NX3)		
Entered	Exited	Net
0	5	138

SHERIFF			
Incarcerated Realigned Offenders			
	Custody	Alternative	Total
Sentenced	18	8	26
*PRCS/PSS	31	0	31
*Parole	0	0	0
<i>*Technical Violations Only</i>			
<b>Total Planned Bed Days: 3346/Month (110 ADA)</b>			
	Bed Days	% of Planned Bed Days	
Custody	632	18.89%	
Alternative	198	5.92%	
Total	830	24.81%	

COURTS		
# of NX3 Sentences		
	This Month	Last Month
Custody only	1	2
PSS	2	0
# of Individuals with Signed Waivers		
This Month	0	
Last Month	0	
# of PRCS Revocation Hearings		
This Month	0	
Last Month	0	



### SUPERVISED REALIGNED OFFENDER POPULATION -12 MONTHS



FY 20-21 FINANCIAL STATUS			
As of March 31, 2021			
			75% of Fiscal Year Elapsed
Component	Budget	Expenditures	% of Funds Expended
Jail Custody	\$ 2,521,190	\$ 1,891,613	75.0%
Detention Alternatives	572,208	417,440	73.0%
Community Supervision	3,152,124	2,291,060	72.7%
Collaborative Efforts	1,342,128	838,997	62.5%
Mental Health	1,549,535	154,774	10.0%
Related Treatment	973,953	405,823	41.7%
Re-Entry Services	2,472,160	1,152,127	46.6%
Victim Services	115,360	63,204	54.8%
Subsidized SLE, Detox	320,000	194,029	60.6%
Pretrial Services	793,829	579,640	73.0%
Evaluation	424,802	156,009	36.7%
Administration	468,125	275,630	58.9%
<b>Total</b>	<b>\$ 14,705,414</b>	<b>\$ 8,420,346</b>	<b>57.3%</b>