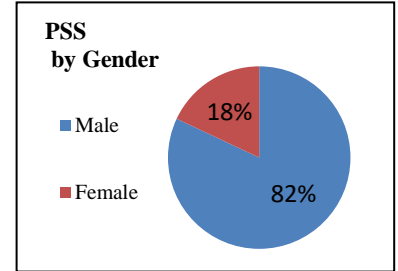
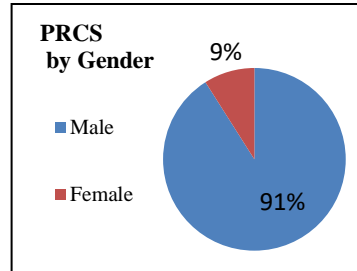
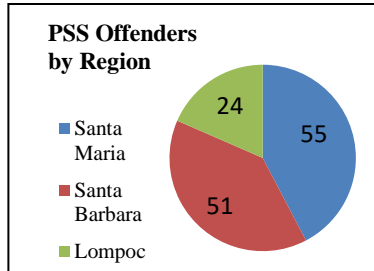
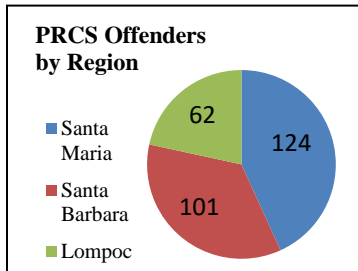


# Realignment Operational Impact Report June 2021

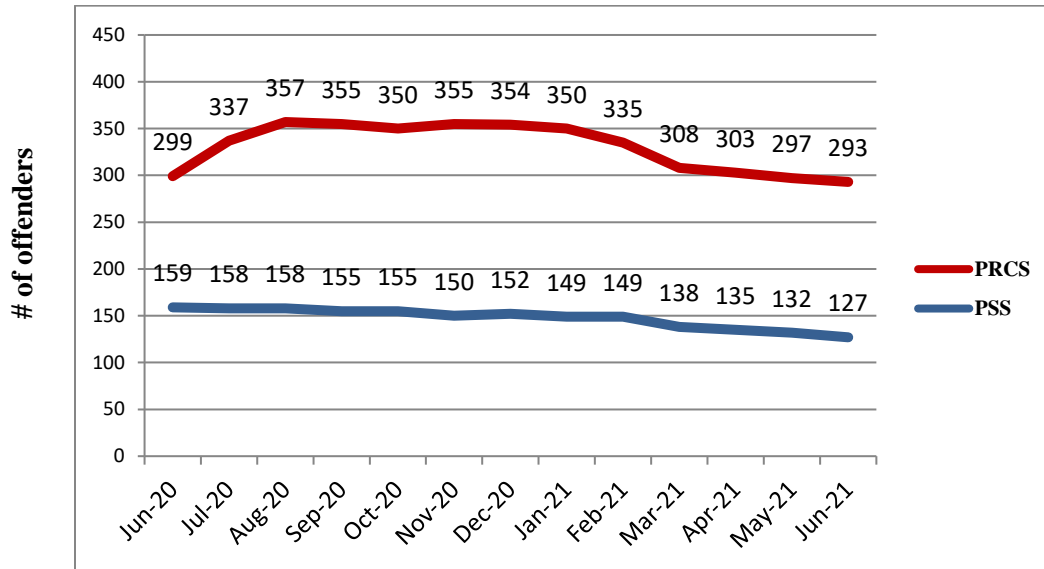
PROBATION		
# of PRCS		
Entered	Exited	Net
11	19	293
# of PSS (NX3)		
Entered	Exited	Net
1	4	127

SHERIFF			
Incarcerated Realigned Offenders			
	Custody	Alternative	Total
Sentenced	19	8	27
*PRCS/PSS	28	0	28
*Parole	0	0	0
<i>*Technical Violations Only</i>			
<b>Total Planned Bed Days: 3346/Month (110 ADA)</b>			
	Bed Days	% of Planned Bed Days	
Custody	566	16.92%	
Alternative	200	5.98%	
Total	766	22.89%	

COURTS		
# of NX3 Sentences		
	This Month	Last Month
Custody only	2	3
PSS	3	2
# of Individuals with Signed Waivers		
This Month	0	
Last Month	0	
# of PRCS Revocation Hearings		
This Month	0	
Last Month	0	



### SUPERVISED REALIGNED OFFENDER POPULATION -12 MONTHS



FY 20-21 FINANCIAL STATUS			
As of June 30, 2021			
			100% of Fiscal Year Elapsed
Component	Budget	Expenditures	% of Funds Expended
Jail Custody	\$ 2,521,190	\$ 2,518,619	99.9%
Detention Alternatives	572,208	515,008	90.0%
Community Supervision	3,152,124	3,005,594	95.4%
Collaborative Efforts	1,342,128	1,144,546	85.3%
Mental Health	1,549,535	419,675	27.1%
Related Treatment	973,953	710,715	73.0%
Re-Entry Services	2,472,160	2,082,661	84.2%
Victim Services	115,360	115,360	100.0%
Subsidized SLE, Detox	320,000	301,751	94.3%
Pretrial Services	793,829	740,389	93.3%
Evaluation	424,802	186,025	43.8%
Administration	468,125	420,211	89.8%
<b>Total</b>	<b>\$ 14,705,414</b>	<b>\$ 12,160,554</b>	<b>82.7%</b>