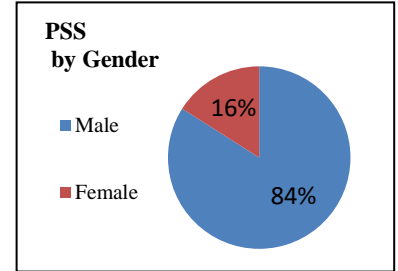
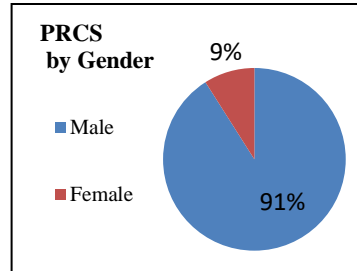
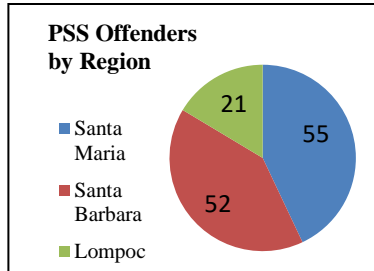
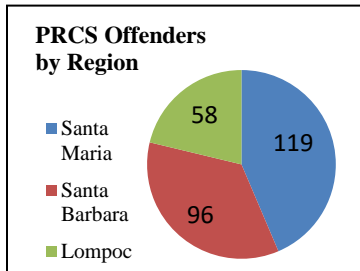


Realignment Operational Impact Report July 2021

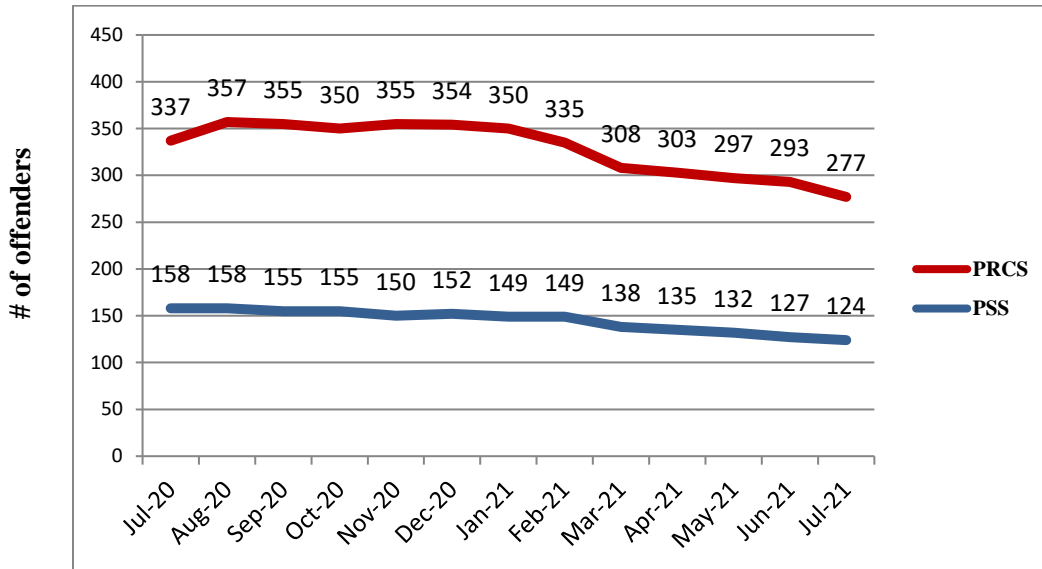
PROBATION		
# of PRCS		
Entered	Exited	Net
15	30	277
# of PSS (NX3)		
Entered	Exited	Net
2	0	124

SHERIFF			
Incarcerated Realigned Offenders			
	Custody	Alternative	Total
Sentenced	28	6	34
*PRCS/PSS	36	0	36
*Parole	0	0	0
<i>*Technical Violations Only</i>			
Total Planned Bed Days: 3346/Month (110 ADA)			
	Bed Days	% of Planned Bed Days	
Custody	1036	30.96%	
Alternative	177	5.29%	
Total	1213	36.25%	

COURTS		
# of NX3 Sentences		
	This Month	Last Month
Custody only	4	2
PSS	4	3
# of Individuals with Signed Waivers		
This Month	0	
Last Month	0	
# of PRCS Revocation Hearings		
This Month	0	
Last Month	0	



SUPERVISED REALIGNED OFFENDER POPULATION -12 MONTHS



FY 21-22 FINANCIAL STATUS			
As of July 31, 2021			
			8% of Fiscal Year Elapsed
Component	Budget	Expenditures	% of Funds Expended
Jail Custody	\$ 2,526,600	\$ 233,601	9.3%
Detention Alternatives	554,142	61,946	11.2%
Mental Health	1,551,470	-	0.0%
Related Treatment	905,300	30,394	3.4%
Re-Entry Services	1,828,518	48,301	2.6%
Victim Services	119,534	-	0.0%
Community Supervision	3,268,880	259,929	8.0%
Collaborative Efforts	1,398,912	85,449	6.1%
Subsidized SLE, Detox, Housing	775,000	-	0.0%
Pretrial Services	814,387	37,042	4.6%
Holistic Defense	711,817	-	0.0%
Community Engagement	100,000	-	0.0%
Evaluation	384,264	16,393	4.3%
Administration	484,067	25,409	5.3%
Total	\$15,422,891	\$ 798,464	5.2%