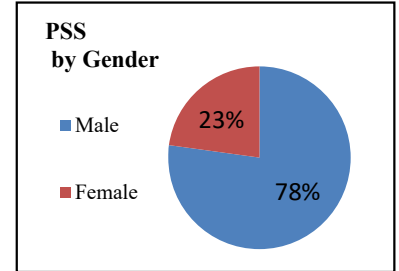
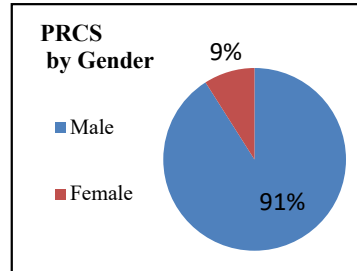
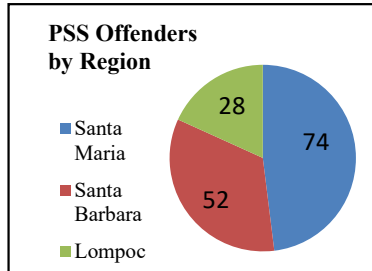
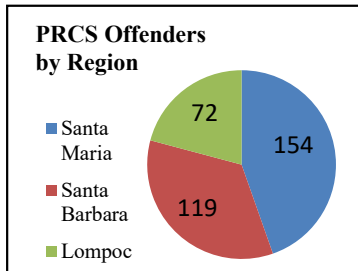


Realignment Operational Impact Report January 2021

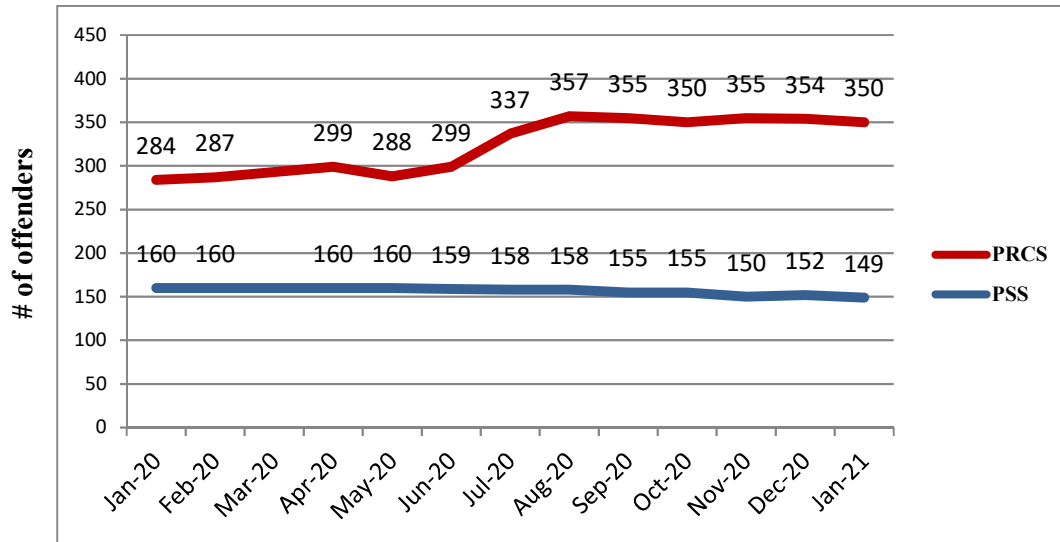
PROBATION		
# of PRCS		
Entered	Exited	Net
10	10	350
# of PSS (NX3)		
Entered	Exited	Net
0	1	149

SHERIFF			
Incarcerated Realigned Offenders			
	Custody	Alternative	Total
Sentenced	13	22	35
*PRCS/PSS	34	0	34
*Parole	0	0	0
<i>*Technical Violations Only</i>			
Total Planned Bed Days: 3346/Month (110 ADA)			
	Bed Days	% of Planned Bed Days	
Custody	848	25.34%	
Alternative	370	11.06%	
Total	1218	36.40%	

COURTS		
# of NX3 Sentences		
	This Month	Last Month
Custody only	0	7
PSS	0	1
# of Individuals with Signed Waivers		
This Month	0	
Last Month	0	
# of PRCS Revocation Hearings		
This Month	0	
Last Month	0	



SUPERVISED REALIGNED OFFENDER POPULATION -12 MONTHS



FY 20-21 FINANCIAL STATUS			
As of January 31, 2021			
			58% of Fiscal Year Elapsed
Component	Budget	Expenditures	% of Funds Expended
Jail Custody	\$ 2,521,190	\$ 1,543,137	61.2%
Detention Alternatives	572,208	334,693	58.5%
Community Supervision	3,152,124	1,711,271	54.3%
Collaborative Efforts	1,342,128	602,849	44.9%
Mental Health	1,549,535	154,774	10.0%
Related Treatment	973,953	273,237	28.1%
Re-Entry Services	2,472,160	953,924	38.6%
Victim Services	115,360	34,189	29.6%
Subsidized SLE, Detox	320,000	141,624	44.3%
Pretrial Services	793,829	456,624	57.5%
Evaluation	424,802	122,140	28.8%
Administration	468,125	216,139	46.2%
Total	\$ 14,705,414	\$ 6,544,601	44.5%