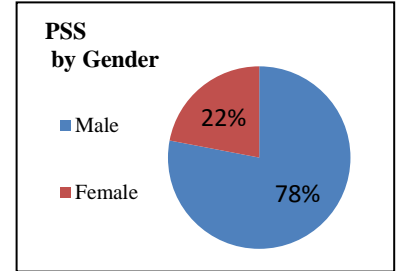
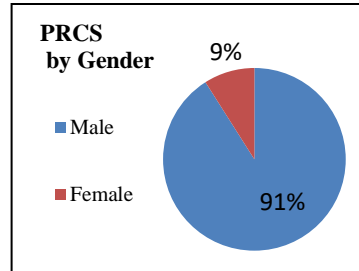
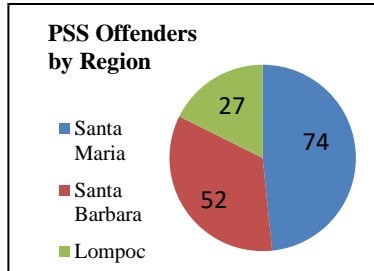
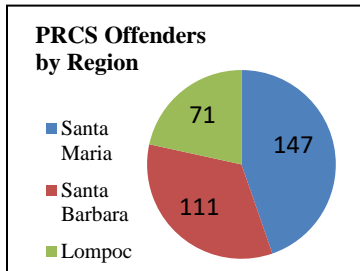


# Realignment Operational Impact Report February 2021

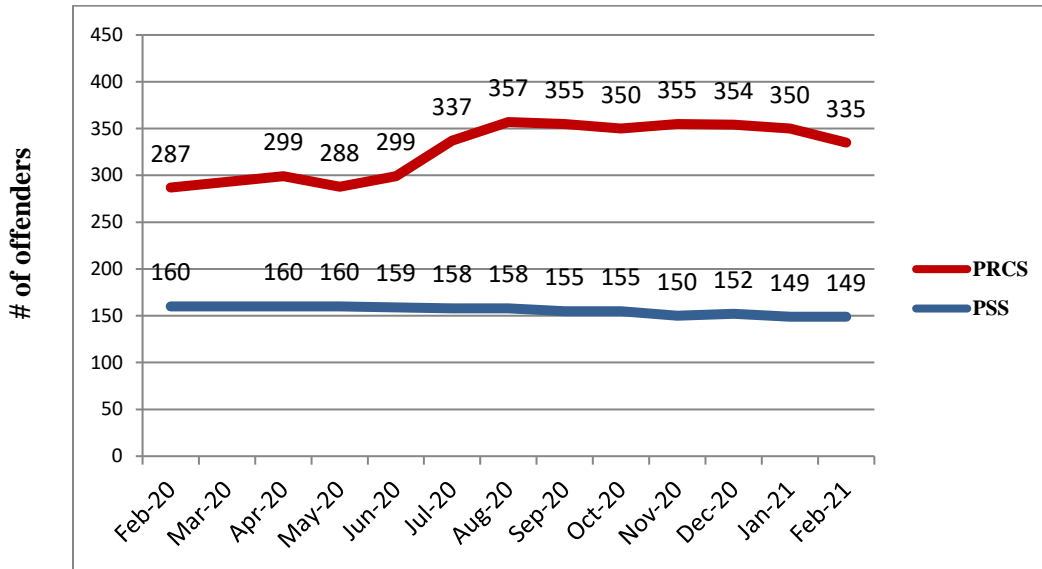
PROBATION		
# of PRCS		
Entered	Exited	Net
6	18	335
# of PSS (NX3)		
Entered	Exited	Net
0	2	149

SHERIFF			
Incarcerated Realigned Offenders			
	Custody	Alternative	Total
Sentenced	19	10	29
*PRCS/PSS	28	0	28
*Parole	0	0	0
<i>*Technical Violations Only</i>			
<b>Total Planned Bed Days: 3346/Month (110 ADA)</b>			
	Bed Days	% of Planned Bed Days	
Custody	691	20.65%	
Alternative	244	7.29%	
Total	935	27.94%	

COURTS		
# of NX3 Sentences		
	This Month	Last Month
Custody only	2	0
PSS	0	0
# of Individuals with Signed Waivers		
This Month	0	
Last Month	0	
# of PRCS Revocation Hearings		
This Month	0	
Last Month	0	



### SUPERVISED REALIGNED OFFENDER POPULATION -12 MONTHS



FY 20-21 FINANCIAL STATUS			
As of February 28, 2021			
			67% of Fiscal Year Elapsed
Component	Budget	Expenditures	% of Funds Expended
Jail Custody	\$ 2,521,190	\$ 1,666,764	66.1%
Detention Alternatives	572,208	378,279	66.1%
Community Supervision	3,152,124	1,938,694	61.5%
Collaborative Efforts	1,342,128	662,448	49.4%
Mental Health	1,549,535	154,774	10.0%
Related Treatment	973,953	373,195	38.3%
Re-Entry Services	2,472,160	1,019,458	41.2%
Victim Services	115,360	34,189	29.6%
Subsidized SLE, Detox	320,000	171,323	53.5%
Pretrial Services	793,829	520,293	65.5%
Evaluation	424,802	137,373	32.3%
Administration	468,125	240,147	51.3%
<b>Total</b>	<b>\$ 14,705,414</b>	<b>\$ 7,296,937</b>	<b>49.6%</b>