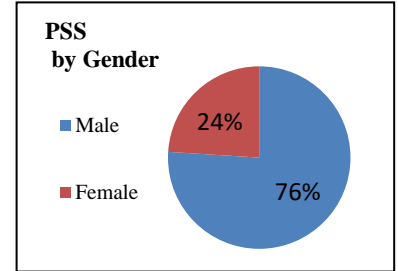
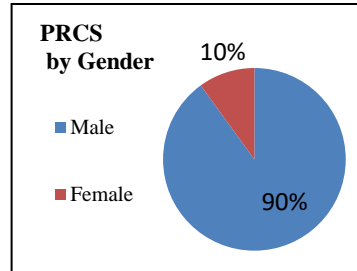
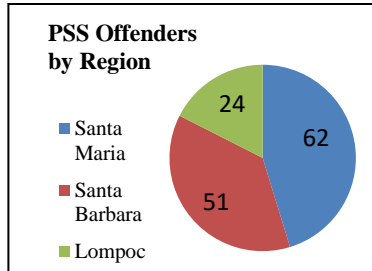
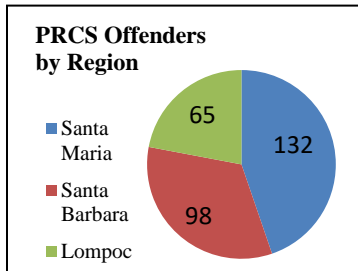


# Realignment Operational Impact Report April 2021

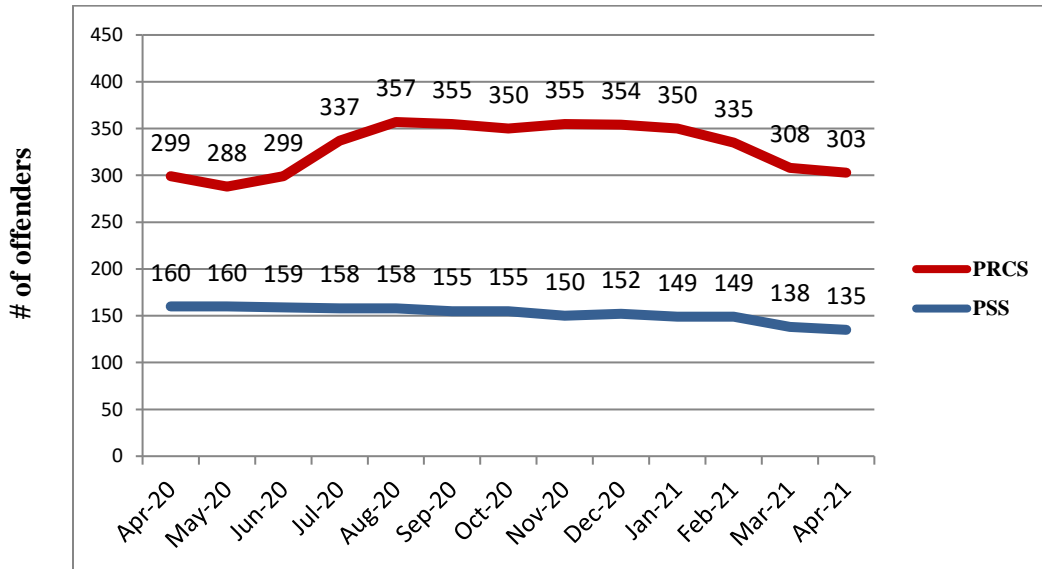
PROBATION		
# of PRCS		
Entered	Exited	Net
14	15	303
# of PSS (NX3)		
Entered	Exited	Net
1	1	135

SHERIFF			
Incarcerated Realigned Offenders			
	Custody	Alternative	Total
Sentenced	21	6	27
*PRCS/PSS	42	0	42
*Parole	0	0	0
<i>*Technical Violations Only</i>			
<b>Total Planned Bed Days: 3346/Month (110 ADA)</b>			
	Bed Days	% of Planned Bed Days	
Custody	704	21.04%	
Alternative	160	4.78%	
Total	864	25.82%	

COURTS		
# of NX3 Sentences		
	This Month	Last Month
Custody only	4	1
PSS	4	2
# of Individuals with Signed Waivers		
This Month	0	
Last Month	0	
# of PRCS Revocation Hearings		
This Month	0	
Last Month	0	



## SUPERVISED REALIGNED OFFENDER POPULATION -12 MONTHS



FY 20-21 FINANCIAL STATUS			
As of April 30, 2021			
			83% of Fiscal Year Elapsed
Component	Budget	Expenditures	% of Funds Expended
Jail Custody	\$ 2,521,190	\$ 2,084,826	82.7%
Detention Alternatives	572,208	442,293	77.3%
Community Supervision	3,152,124	2,538,990	80.6%
Collaborative Efforts	1,342,128	914,046	68.1%
Mental Health	1,549,535	154,774	10.0%
Related Treatment	973,953	430,912	44.2%
Re-Entry Services	2,472,160	1,482,351	60.0%
Victim Services	115,360	63,204	54.8%
Subsidized SLE, Detox	320,000	220,261	68.8%
Pretrial Services	793,829	633,656	79.8%
Evaluation	424,802	164,613	38.8%
Administration	468,125	308,349	65.9%
<b>Total</b>	<b>\$ 14,705,414</b>	<b>\$ 9,438,275</b>	<b>64.2%</b>