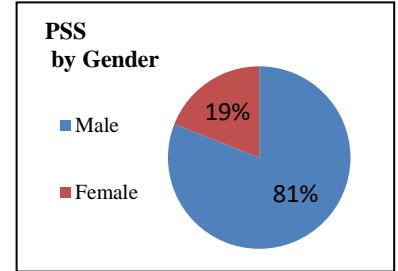
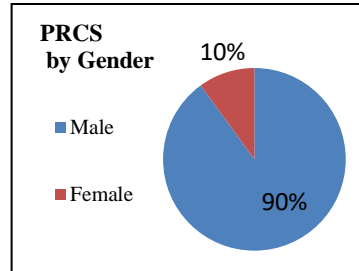
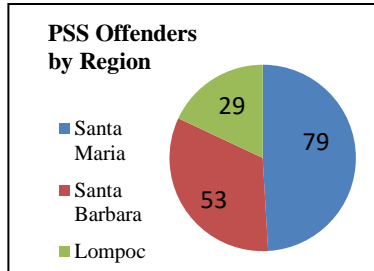
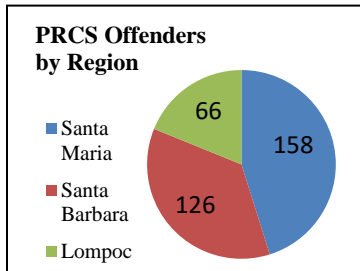


Realignment Operational Impact Report September 2020

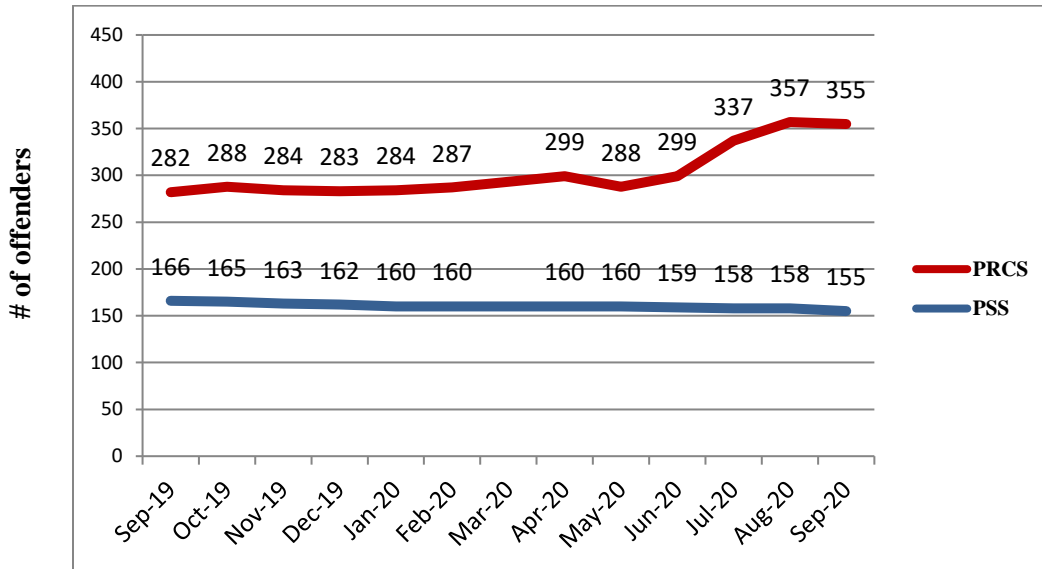
PROBATION		
# of PRCS		
Entered	Exited	Net
13	14	355
# of PSS (NX3)		
Entered	Exited	Net
1	3	155

SHERIFF			
Incarcerated Realigned Offenders			
	Custody	Alternative	Total
Sentenced	37	16	53
*PRCS/PSS	29	0	29
*Parole	0	0	0
<i>*Technical Violations Only</i>			
Total Planned Bed Days: 3346/Month (110 ADA)			
	Bed Days	% of Planned Bed Days	
Custody	1211	36.19%	
Alternative	430	12.85%	
Total	1641	49.04%	

COURTS		
# of NX3 Sentences		
	This Month	Last Month
Custody only	2	3
PSS	2	4
# of Individuals with Signed Waivers		
This Month	0	
Last Month	0	
# of PRCS Revocation Hearings		
This Month	0	
Last Month	0	



SUPERVISED REALIGNED OFFENDER POPULATION -12 MONTHS



FY 20-21 FINANCIAL STATUS			
As of September 30, 2020			
			25% of Fiscal Year Elapsed
Component	Budget	Expenditures	% of Funds Expended
Jail Custody	\$ 2,521,190	\$ 717,104	28.4%
Detention Alternatives	572,208	112,640	19.7%
Community Supervision	3,152,124	758,520	24.1%
Collaborative Efforts	1,342,128	129,935	9.7%
Mental Health	1,549,535	-	0.0%
Related Treatment	973,953	194,817	20.0%
Re-Entry Services	2,472,160	162,266	6.6%
Victim Services	115,360	-	0.0%
Subsidized SLE, Detox	320,000	31,820	9.9%
Pretrial Services	793,829	174,987	22.0%
Evaluation	424,802	55,871	13.2%
Administration	468,125	77,127	16.5%
Total	\$ 14,705,414	\$ 2,415,087	16.4%