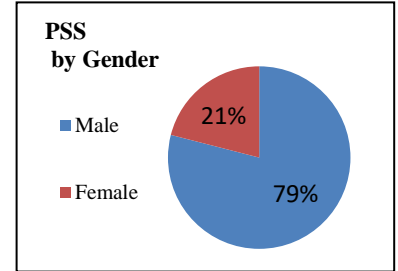
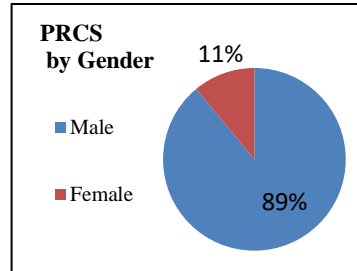
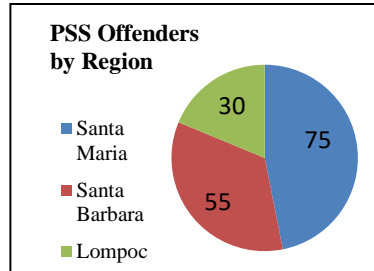
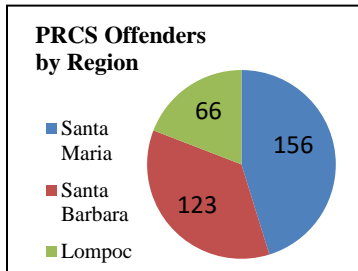


Realignment Operational Impact Report October 2020

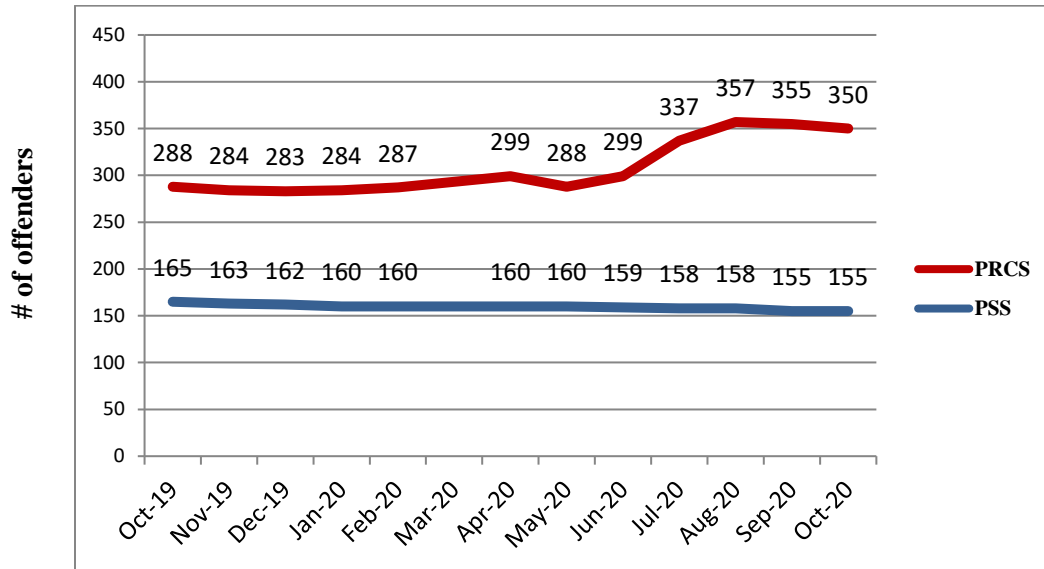
PROBATION		
# of PRCS		
Entered	Exited	Net
11	4	350
# of PSS (NX3)		
Entered	Exited	Net
0	12	155

SHERIFF			
Incarcerated Realigned Offenders			
	Custody	Alternative	Total
Sentenced	35	13	48
*PRCS/PSS	48	0	48
*Parole	0	0	0
<i>*Technical Violations Only</i>			
Total Planned Bed Days: 3346/Month (110 ADA)			
	Bed Days	% of Planned Bed Days	
Custody	1319	39.42%	
Alternative	358	10.70%	
Total	1677	50.12%	

COURTS		
# of NX3 Sentences		
	This Month	Last Month
Custody only	1	2
PSS	1	2
# of Individuals with Signed Waivers		
This Month	0	
Last Month	0	
# of PRCS Revocation Hearings		
This Month	0	
Last Month	0	



SUPERVISED REALIGNED OFFENDER POPULATION -12 MONTHS



FY 20-21 FINANCIAL STATUS			
As of October 31, 2020			
33% of Fiscal Year Elapsed			
Component	Budget	Expenditures	% of Funds Expended
Jail Custody	\$ 2,521,190	\$ 926,921	36.8%
Detention Alternatives	572,208	175,408	30.7%
Community Supervision	3,152,124	1,043,473	33.1%
Collaborative Efforts	1,342,128	307,455	22.9%
Mental Health	1,549,535	-	0.0%
Related Treatment	973,953	216,203	22.2%
Re-Entry Services	2,472,160	341,591	13.8%
Victim Services	115,360	1,760	1.5%
Subsidized SLE, Detox	320,000	59,992	18.8%
Pretrial Services	793,829	236,372	29.8%
Evaluation	424,802	75,951	17.9%
Administration	468,125	108,130	23.1%
Total	\$ 14,705,414	\$ 3,493,256	23.8%