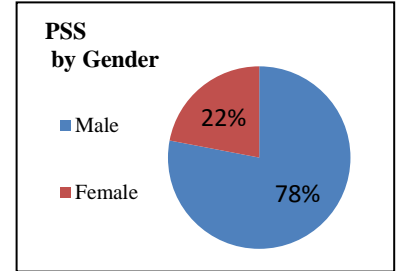
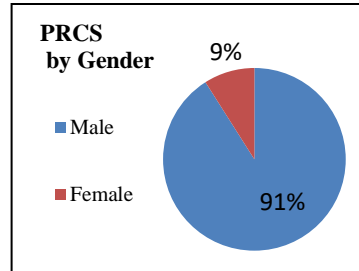
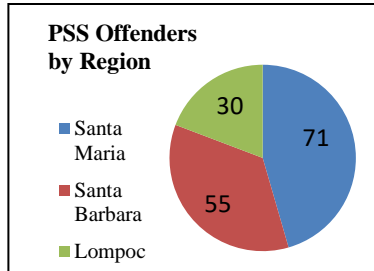
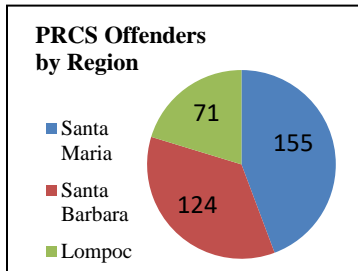


# Realignment Operational Impact Report November 2020

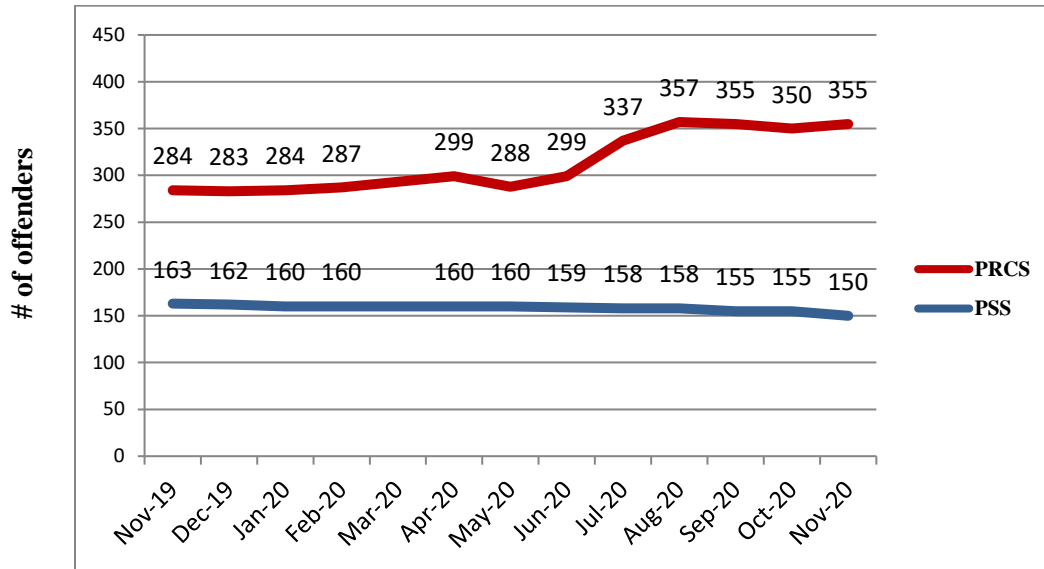
PROBATION		
# of PRCS		
Entered	Exited	Net
14	9	355
# of PSS (NX3)		
Entered	Exited	Net
0	0	150

SHERIFF			
Incarcerated Realigned Offenders			
	Custody	Alternative	Total
Sentenced	31	11	42
*PRCS/PSS	35	0	35
*Parole	0	0	0
<i>*Technical Violations Only</i>			
<b>Total Planned Bed Days: 3346/Month (110 ADA)</b>			
	Bed Days	% of Planned Bed Days	
Custody	1163	34.76%	
Alternative	330	9.86%	
Total	1493	44.62%	

COURTS		
# of NX3 Sentences		
	This Month	Last Month
Custody only	0	1
PSS	1	1
# of Individuals with Signed Waivers		
This Month	0	
Last Month	0	
# of PRCS Revocation Hearings		
This Month	0	
Last Month	0	



### SUPERVISED REALIGNED OFFENDER POPULATION -12 MONTHS



FY 20-21 FINANCIAL STATUS			
As of November 30, 2020			
			42% of Fiscal Year Elapsed
Component	Budget	Expenditures	% of Funds Expended
Jail Custody	\$ 2,521,190	\$ 1,116,975	44.3%
Detention Alternatives	572,208	226,989	39.7%
Community Supervision	3,152,124	1,255,811	39.8%
Collaborative Efforts	1,342,128	372,836	27.8%
Mental Health	1,549,535	-	0.0%
Related Treatment	973,953	233,300	24.0%
Re-Entry Services	2,472,160	468,208	18.9%
Victim Services	115,360	1,760	1.5%
Subsidized SLE, Detox	320,000	87,210	27.3%
Pretrial Services	793,829	320,682	40.4%
Evaluation	424,802	92,042	21.7%
Administration	468,125	134,140	28.7%
<b>Total</b>	<b>\$ 14,705,414</b>	<b>\$ 4,309,953</b>	<b>29.3%</b>