

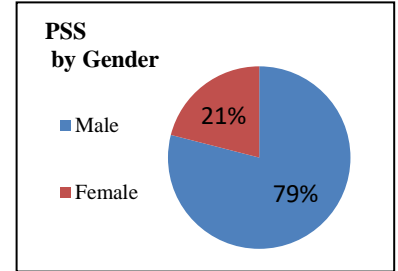
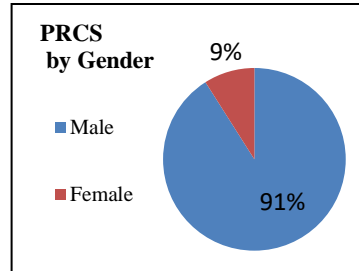
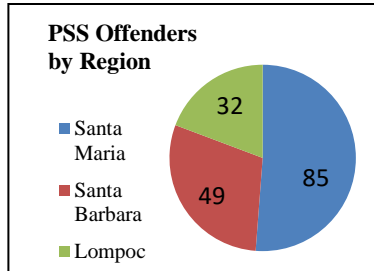
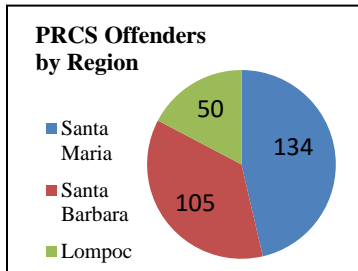
Realignment Operational Impact Report

May 2020

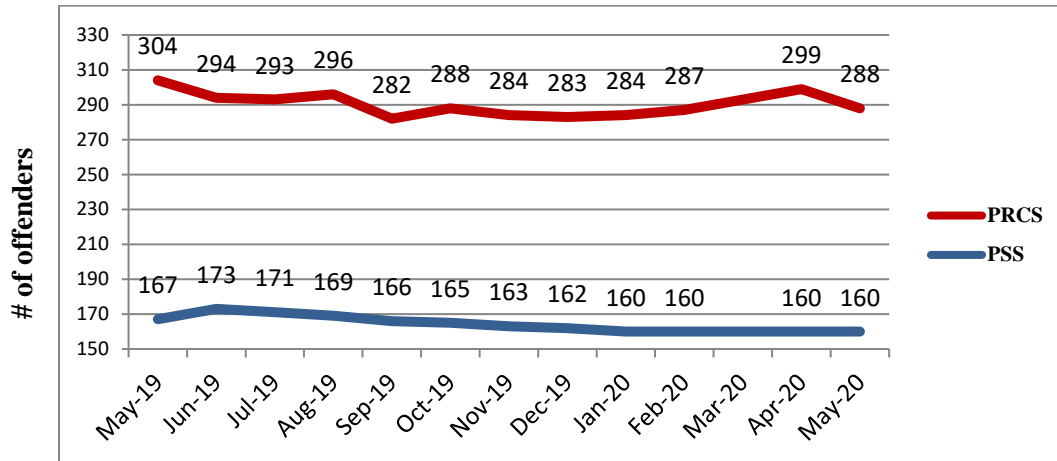
PROBATION		
# of PRCS		
Entered	Exited	Net
4	0	288
# of PSS (NX3)		
Entered	Exited	Net
1	9	160

SHERIFF			
Incarcerated Realigned Offenders			
	Custody	Alternative	Total
Sentenced	56	14	70
*PRCS/PSS	31	0	31
*Parole	1	0	1
<i>*Technical Violations Only</i>			
Total Planned Bed Days: 3346/Month (110 ADA)			
	Bed Days	% of Planned Bed Days	
Custody	1965	58.73%	
Alternative	386	11.54%	
Total	2351	70.26%	

COURTS		
# of NX3 Sentences		
	This Month	Last Month
Custody only	5	1
PSS	3	2
# of Individuals with Signed Waivers		
This Month	0	
Last Month	0	
# of PRCS Revocation Hearings		
This Month	0	
Last Month	0	



SUPERVISED REALIGNED OFFENDER POPULATION -12 MONTHS



FY 19-20 FINANCIAL STATUS

As of May 31, 2020

92% of Fiscal Year Elapsed

Component	Budget	Expenditures	% of Funds Expended
Jail Custody	\$ 2,457,368	\$ 1,946,655	79.2%
Detention Alternatives	558,460	402,927	72.2%
Community Supervision	3,064,549	2,393,680	78.1%
Collaborative Efforts	1,305,174	865,697	66.3%
Mental Health	1,533,771	199,511	13.0%
Related Treatment	743,889	125,956	16.9%
Re-Entry Services	2,299,911	1,024,821	44.6%
Victim Services	112,000	64,889	57.9%
Subsidized SLE, Detox	320,000	275,781	86.2%
Pretrial Services	733,577	549,968	75.0%
Evaluation	413,999	199,032	48.1%
Administration	461,512	280,943	60.9%
Total	\$14,004,210	\$ 8,329,860	59.5%