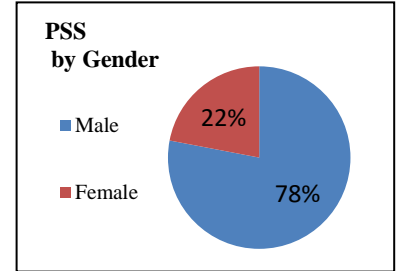
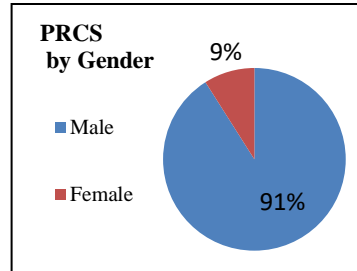
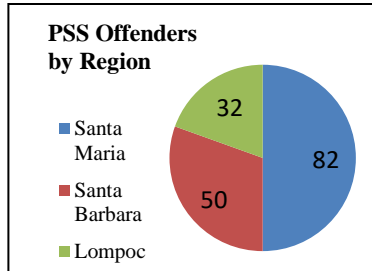
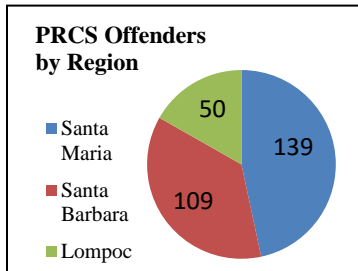


# Realignment Operational Impact Report June 2020

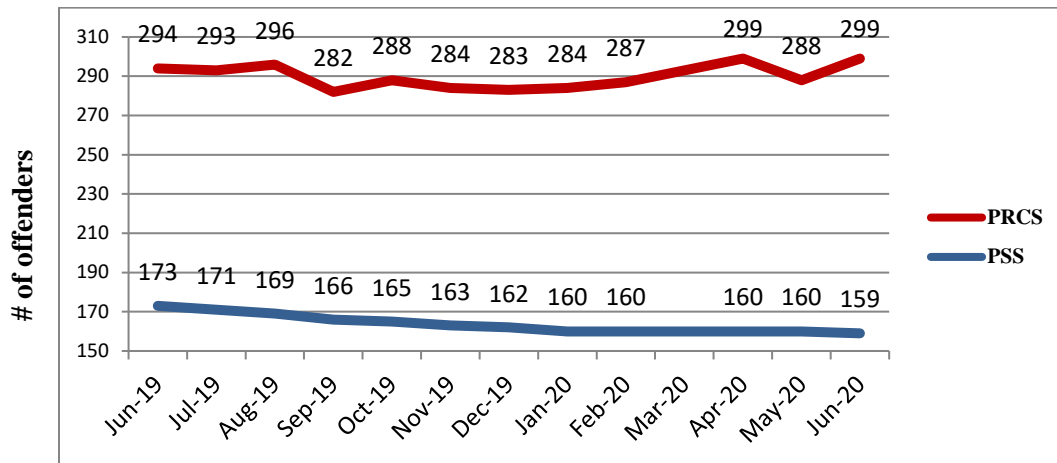
PROBATION		
# of PRCS		
Entered	Exited	Net
25	0	299
# of PSS (NX3)		
Entered	Exited	Net
0	11	159

SHERIFF			
Incarcerated Realigned Offenders			
	Custody	Alternative	Total
Sentenced	55	16	71
*PRCS/PSS	16	0	16
*Parole	1	0	1
<i>*Technical Violations Only</i>			
<b>Total Planned Bed Days: 3346/Month (110 ADA)</b>			
	Bed Days	% of Planned Bed Days	
Custody	1575	47.07%	
Alternative	460	13.75%	
Total	2035	60.82%	

COURTS		
# of NX3 Sentences		
	This Month	Last Month
Custody only	4	5
PSS	2	3
# of Individuals with Signed Waivers		
This Month	0	
Last Month	0	
# of PRCS Revocation Hearings		
This Month	0	
Last Month	0	



### SUPERVISED REALIGNED OFFENDER POPULATION -12 MONTHS



FY 19-20 FINANCIAL STATUS			
As of June 30, 2020			
			100% of Fiscal Year Elapsed
Component	Budget	Expenditures	% of Funds Expended
Jail Custody	\$ 2,457,368	\$ 2,438,433	99.2%
Detention Alternatives	558,460	438,670	78.6%
Community Supervision	3,064,549	2,573,880	84.0%
Collaborative Efforts	1,305,174	979,836	75.1%
Mental Health	1,533,771	328,712	21.4%
Related Treatment	743,889	161,267	21.7%
Re-Entry Services	2,299,911	1,788,972	77.8%
Victim Services	112,000	95,549	85.3%
Subsidized SLE, Detox	320,000	320,000	100.0%
Pretrial Services	733,577	619,916	84.5%
Evaluation	413,999	209,509	50.6%
Administration	461,512	363,469	78.8%
<b>Total</b>	<b>\$14,004,210</b>	<b>\$10,318,213</b>	<b>73.7%</b>