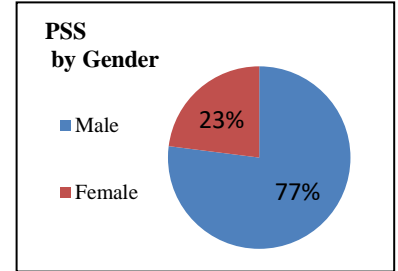
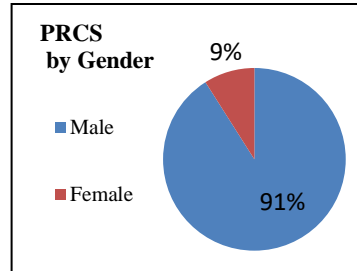
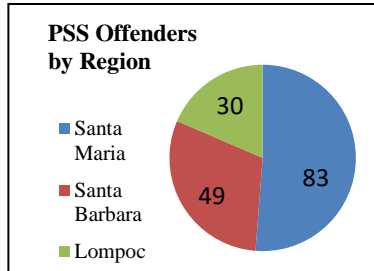
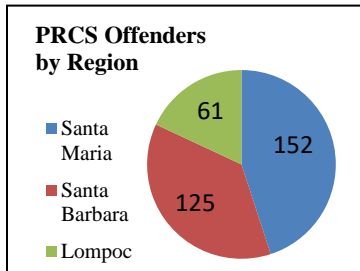


Realignment Operational Impact Report July 2020

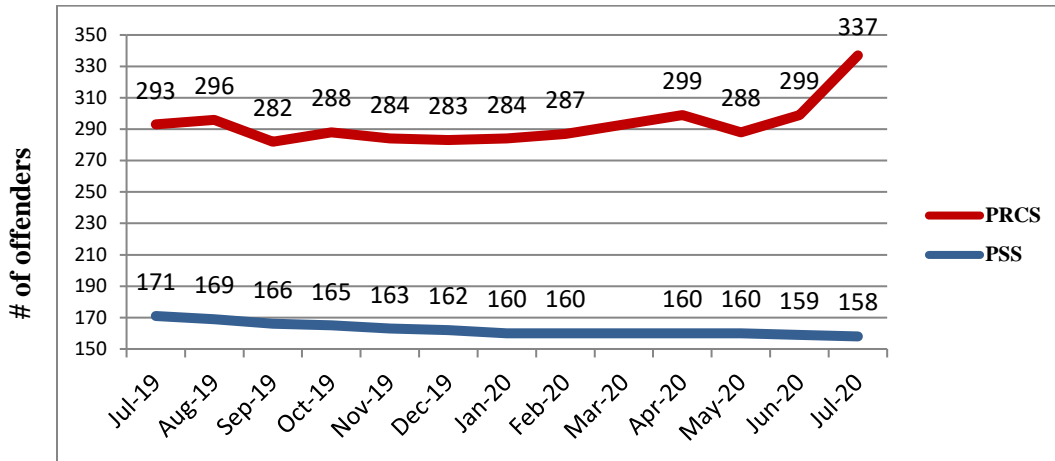
PROBATION		
# of PRCS		
Entered	Exited	Net
54	1	337
# of PSS (NX3)		
Entered	Exited	Net
1	2	158

SHERIFF			
Incarcerated Realigned Offenders			
	Custody	Alternative	Total
Sentenced	53	14	67
*PRCS/PSS	18	0	18
*Parole	2	0	2
<i>*Technical Violations Only</i>			
Total Planned Bed Days: 3346/Month (110 ADA)			
	Bed Days	% of Planned Bed Days	
Custody	1591	47.55%	
Alternative	388	11.60%	
Total	1979	59.15%	

COURTS		
# of NX3 Sentences		
	This Month	Last Month
Custody only	3	4
PSS	1	2
# of Individuals with Signed Waivers		
This Month	0	
Last Month	0	
# of PRCS Revocation Hearings		
This Month	0	
Last Month	0	



SUPERVISED REALIGNED OFFENDER POPULATION -12 MONTHS



FY 20-21 FINANCIAL STATUS			
		As of July 31, 2020	
		8% of Fiscal Year Elapsed	
Component	Budget	Expenditures	% of Funds Expended
Jail Custody	\$ 2,521,190	\$ 225,599	9.0%
Detention Alternatives	572,208	35,737	6.3%
Community Supervision	3,152,124	258,148	8.2%
Collaborative Efforts	1,342,128	37,895	2.8%
Mental Health	1,549,535	-	0.0%
Related Treatment	973,953	128,227	13.2%
Re-Entry Services	2,472,160	40,351	1.6%
Victim Services	115,360	-	0.0%
Subsidized SLE, Detox	320,000	-	0.0%
Pretrial Services	793,829	79,014	10.0%
Evaluation	424,802	20,014	4.7%
Administration	468,125	27,297	5.8%
Total	\$14,705,414	\$ 852,282	5.8%