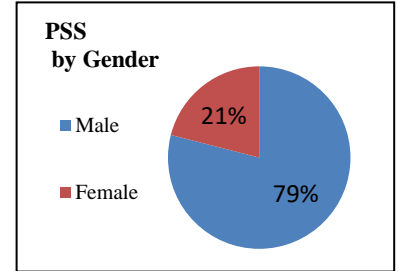
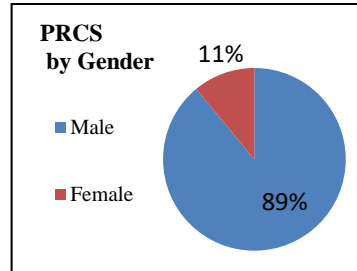
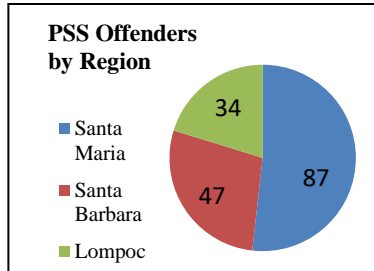
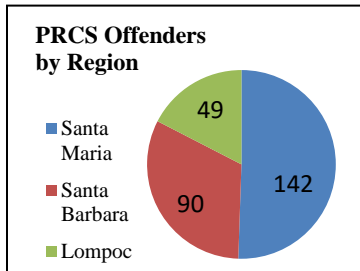


# Realignment Operational Impact Report January 2020

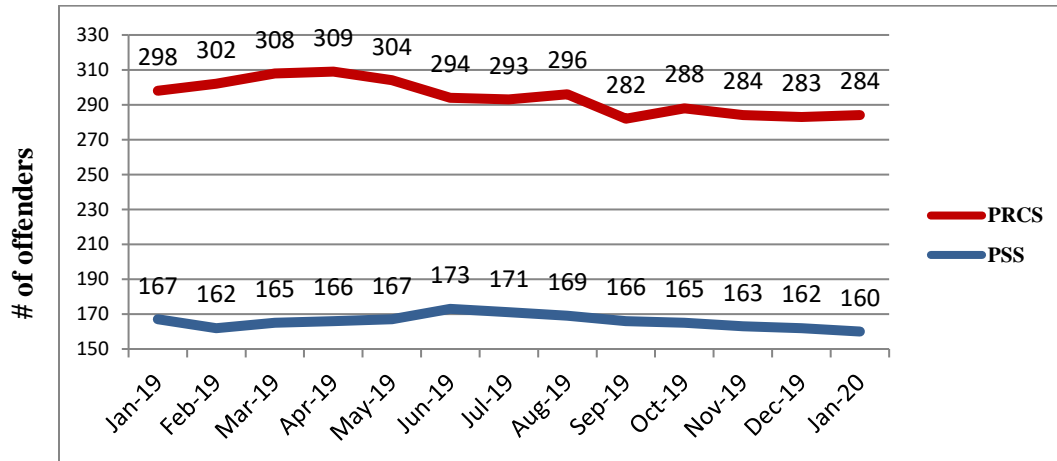
PROBATION		
# of PRCS		
Entered	Exited	Net
15	15	284
# of PSS (NX3)		
Entered	Exited	Net
0	7	160

SHERIFF			
Incarcerated Realigned Offenders			
	Custody	Alternative	Total
Sentenced	84	6	90
*PRCS/PSS	80	0	80
*Parole	0	0	0
<i>*Technical Violations Only</i>			
<b>Total Planned Bed Days: 3346/Month (110 ADA)</b>			
	Bed Days	% of Planned Bed Days	
Custody	3742	111.84%	
Alternative	163	4.87%	
Total	3905	116.71%	

COURTS		
# of NX3 Sentences		
	This Month	Last Month
Custody only	14	6
PSS	7	6
# of Individuals with Signed Waivers		
This Month	0	
Last Month	1	
# of PRCS Revocation Hearings		
This Month	3	
Last Month	0	



### SUPERVISED REALIGNED OFFENDER POPULATION -12 MONTHS



FY 19-20 FINANCIAL STATUS			
As of January 31, 2020		58% of Fiscal Year Elapsed	
Component	Budget	Expenditures	% of Funds Expended
Jail Custody	\$ 2,457,368	\$ 1,340,763	54.6%
Detention Alternatives	558,460	247,035	44.2%
Community Supervision	3,064,549	1,537,505	50.2%
Collaborative Efforts	1,305,174	499,481	38.3%
Mental Health	1,533,771	107,781	7.0%
Related Treatment	743,889	79,487	10.7%
Re-Entry Services	2,299,911	569,873	24.8%
Victim Services	112,000	21,647	19.3%
Subsidized SLE, Detox	320,000	151,522	47.4%
Pretrial Services	733,577	308,610	42.1%
Evaluation	413,999	134,600	32.5%
Administration	461,512	172,876	37.5%
<b>Total</b>	<b>\$14,004,210</b>	<b>\$ 5,171,180</b>	<b>36.9%</b>