

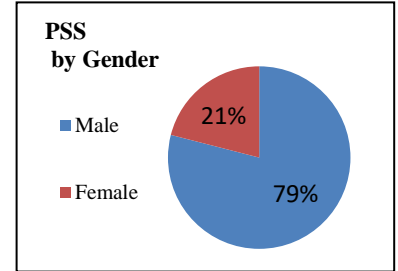
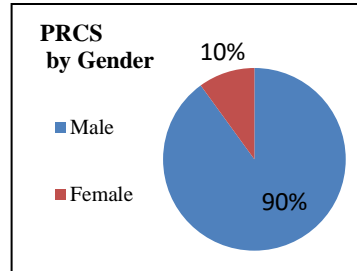
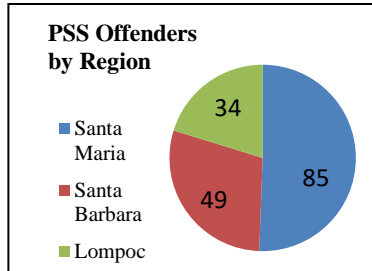
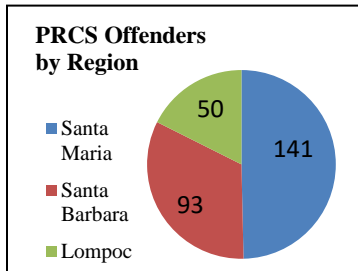
Realignment Operational Impact Report

February 2020

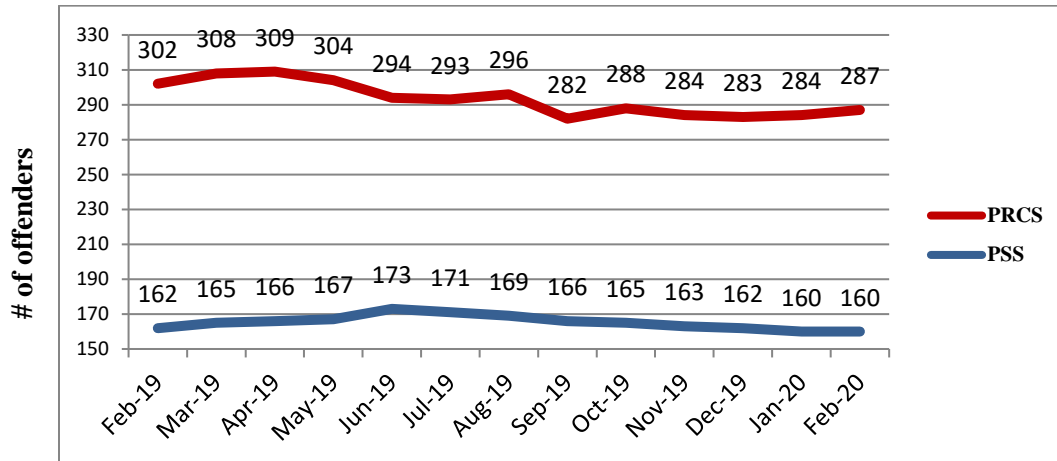
PROBATION		
# of PRCS		
Entered	Exited	Net
11	6	287
# of PSS (NX3)		
Entered	Exited	Net
2	2	160

SHERIFF			
Incarcerated Realigned Offenders			
	Custody	Alternative	Total
Sentenced	89	5	94
*PRCS/PSS	90	0	90
*Parole	0	0	0
<i>*Technical Violations Only</i>			
Total Planned Bed Days: 3346/Month (110 ADA)			
	Bed Days	% of Planned Bed Days	
Custody	3811	113.90%	
Alternative	145	4.33%	
Total	3956	118.23%	

COURTS		
# of NX3 Sentences		
	This Month	Last Month
Custody only	2	6
PSS	2	6
# of Individuals with Signed Waivers		
This Month	0	
Last Month	0	
# of PRCS Revocation Hearings		
This Month	0	
Last Month	3	



SUPERVISED REALIGNED OFFENDER POPULATION -12 MONTHS



FY 19-20 FINANCIAL STATUS			
As of February 29, 2020			
			67% of Fiscal Year Elapsed
Component	Budget	Expenditures	% of Funds Expended
Jail Custody	\$ 2,457,368	\$ 1,495,043	60.8%
Detention Alternatives	558,460	278,282	49.8%
Community Supervision	3,064,549	1,769,207	57.7%
Collaborative Efforts	1,305,174	549,074	42.1%
Mental Health	1,533,771	107,781	7.0%
Related Treatment	743,889	88,637	11.9%
Re-Entry Services	2,299,911	664,496	28.9%
Victim Services	112,000	21,647	19.3%
Subsidized SLE, Detox	320,000	193,992	60.6%
Pretrial Services	733,577	377,668	51.5%
Evaluation	413,999	149,613	36.1%
Administration	461,512	194,971	42.3%
Total	\$14,004,210	\$ 5,890,411	42.1%