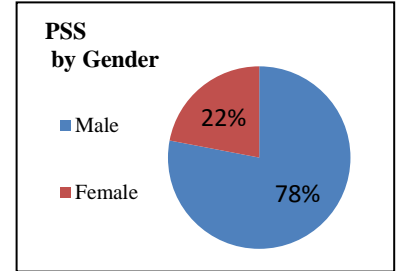
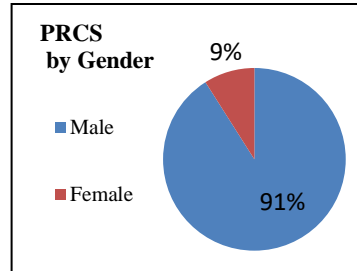
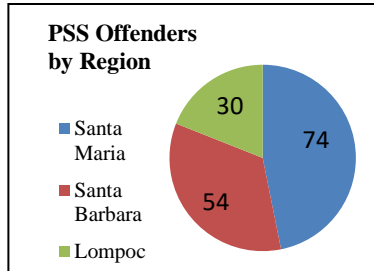
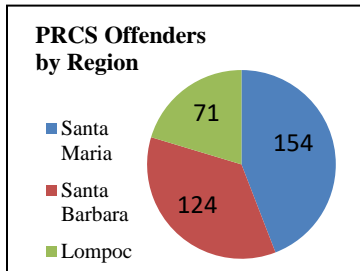


Realignment Operational Impact Report December 2020

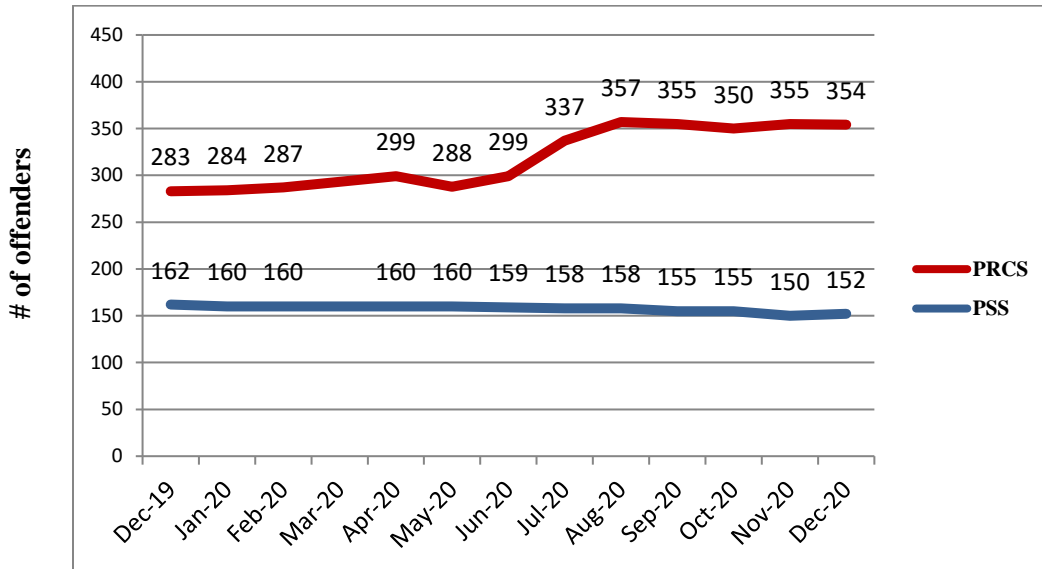
PROBATION		
# of PRCS		
Entered	Exited	Net
11	10	354
# of PSS (NX3)		
Entered	Exited	Net
0	0	152

SHERIFF			
Incarcerated Realigned Offenders			
	Custody	Alternative	Total
Sentenced	32	12	44
*PRCS/PSS	30	0	30
*Parole	0	0	0
<i>*Technical Violations Only</i>			
Total Planned Bed Days: 3346/Month (110 ADA)			
	Bed Days	% of Planned Bed Days	
Custody	1047	31.29%	
Alternative	330	10.86%	
Total	1493	44.62%	

COURTS		
# of NX3 Sentences		
	This Month	Last Month
Custody only	7	0
PSS	1	1
# of Individuals with Signed Waivers		
This Month	0	
Last Month	0	
# of PRCS Revocation Hearings		
This Month	0	
Last Month	0	



SUPERVISED REALIGNED OFFENDER POPULATION -12 MONTHS



FY 20-21 FINANCIAL STATUS			
As of December 31, 2020			
			50% of Fiscal Year Elapsed
Component	Budget	Expenditures	% of Funds Expended
Jail Custody	\$ 2,521,190	\$ 1,310,645	52.0%
Detention Alternatives	572,208	284,913	49.8%
Community Supervision	3,152,124	1,514,576	48.1%
Collaborative Efforts	1,342,128	524,368	39.1%
Mental Health	1,549,535	-	0.0%
Related Treatment	973,953	256,948	26.4%
Re-Entry Services	2,472,160	851,520	34.4%
Victim Services	115,360	34,189	29.6%
Subsidized SLE, Detox	320,000	109,921	34.4%
Pretrial Services	793,829	403,368	50.8%
Evaluation	424,802	108,091	25.5%
Administration	468,125	174,934	37.4%
Total	\$ 14,705,414	\$ 5,573,473	37.9%