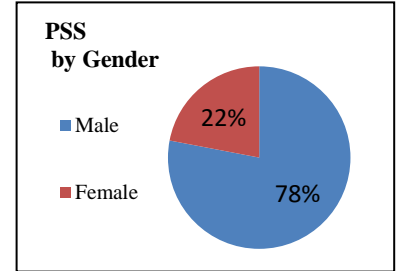
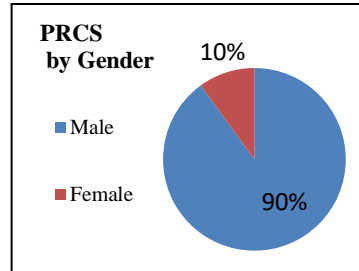
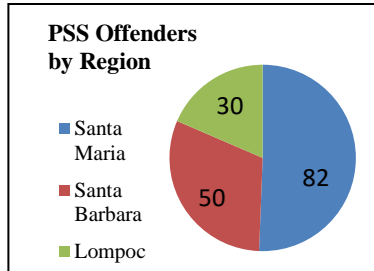
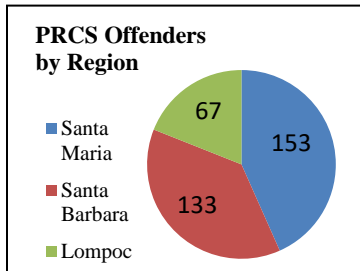


Realignment Operational Impact Report August 2020

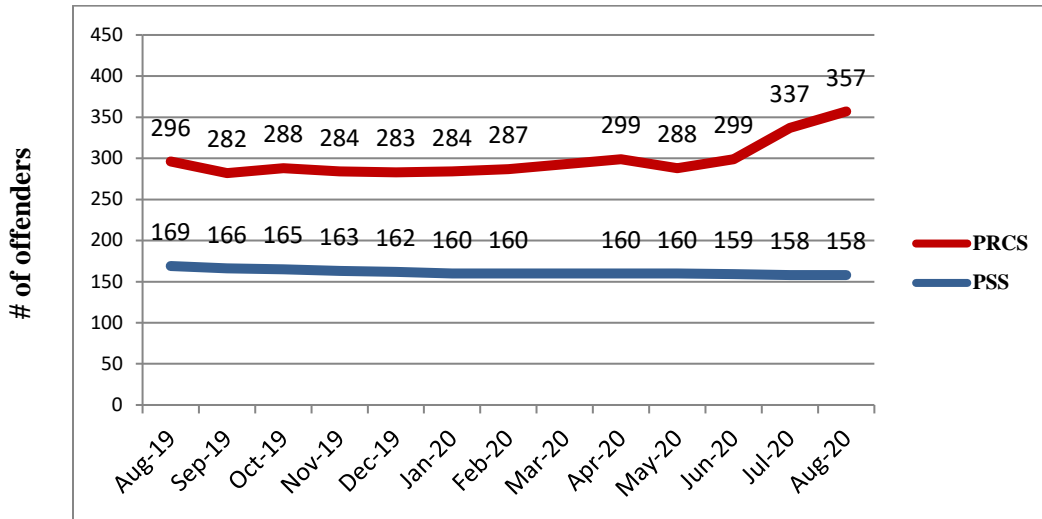
PROBATION		
# of PRCS		
Entered	Exited	Net
41	18	357
# of PSS (NX3)		
Entered	Exited	Net
3	2	158

SHERIFF			
Incarcerated Realigned Offenders			
	Custody	Alternative	Total
Sentenced	50	13	63
*PRCS/PSS	20	0	20
*Parole	2	0	2
<i>*Technical Violations Only</i>			
Total Planned Bed Days: 3346/Month (110 ADA)			
	Bed Days	% of Planned Bed Days	
Custody	1424	42.56%	
Alternative	370	11.06%	
Total	1794	53.62%	

COURTS		
# of NX3 Sentences		
	This Month	Last Month
Custody only	3	3
PSS	4	1
# of Individuals with Signed Waivers		
This Month	0	
Last Month	0	
# of PRCS Revocation Hearings		
This Month	0	
Last Month	0	



SUPERVISED REALIGNED OFFENDER POPULATION -12 MONTHS



FY 20-21 FINANCIAL STATUS			
As of August 31, 2020			
17% of Fiscal Year Elapsed			
Component	Budget	Expenditures	% of Funds Expended
Jail Custody	\$ 2,521,190	\$ 462,207	18.3%
Detention Alternatives	572,208	73,566	12.9%
Community Supervision	3,152,124	504,890	16.0%
Collaborative Efforts	1,342,128	83,629	6.2%
Mental Health	1,549,535	-	0.0%
Related Treatment	973,953	173,660	17.8%
Re-Entry Services	2,472,160	85,578	3.5%
Victim Services	115,360	-	0.0%
Subsidized SLE, Detox	320,000	12,061	3.8%
Pretrial Services	793,829	140,301	17.7%
Evaluation	424,802	36,072	8.5%
Administration	468,125	51,486	11.0%
Total	\$14,705,414	\$ 1,623,450	11.0%