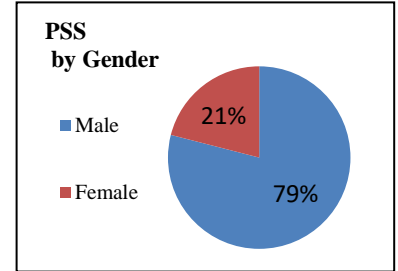
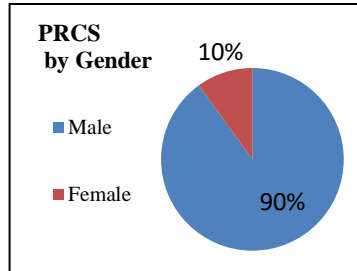
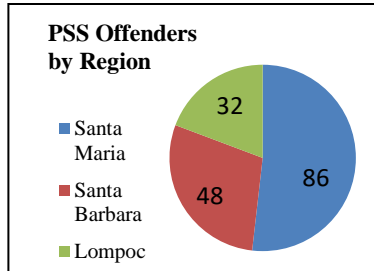
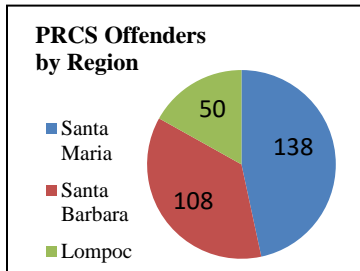


Realignment Operational Impact Report April 2020

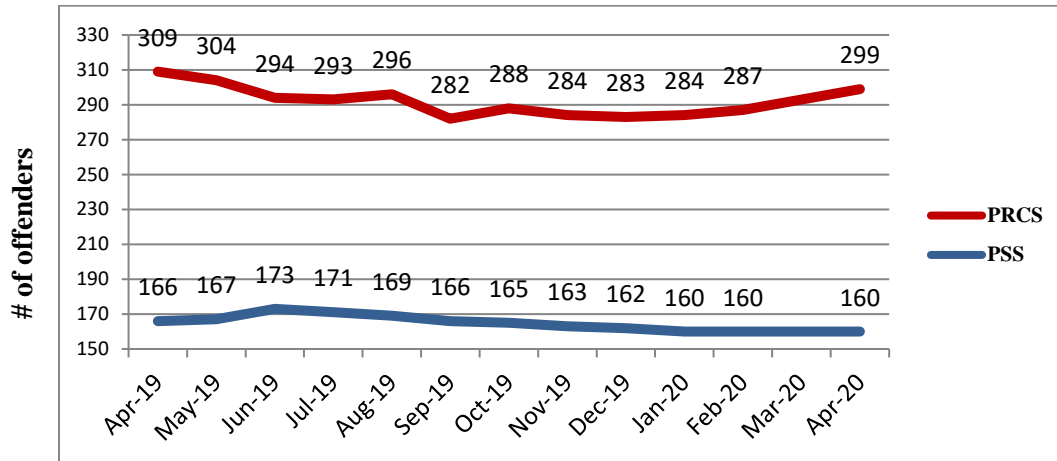
PROBATION		
# of PRCS		
Entered	Exited	Net
21	17	299
# of PSS (NX3)		
Entered	Exited	Net
0	4	160

SHERIFF			
Incarcerated Realigned Offenders			
	Custody	Alternative	Total
Sentenced	60	14	74
*PRCS/PSS	45	0	45
*Parole	1	0	1
<i>*Technical Violations Only</i>			
Total Planned Bed Days: 3346/Month (110 ADA)			
	Bed Days	% of Planned Bed Days	
Custody	2387	71.34%	
Alternative	394	11.78%	
Total	2781	83.11%	

COURTS		
# of NX3 Sentences		
	This Month	Last Month
Custody only	1	2
PSS	2	2
# of Individuals with Signed Waivers		
This Month	0	
Last Month	0	
# of PRCS Revocation Hearings		
This Month	0	
Last Month	3	



SUPERVISED REALIGNED OFFENDER POPULATION -12 MONTHS



FY 19-20 FINANCIAL STATUS			
As of April 30, 2020			
			83% of Fiscal Year Elapsed
Component	Budget	Expenditures	% of Funds Expended
Jail Custody	\$ 2,457,368	\$ 1,782,869	72.6%
Detention Alternatives	558,460	352,174	63.1%
Community Supervision	3,064,549	2,132,173	69.6%
Collaborative Efforts	1,305,174	819,931	62.8%
Mental Health	1,533,771	199,511	13.0%
Related Treatment	743,889	111,993	15.1%
Re-Entry Services	2,299,911	945,558	41.1%
Victim Services	112,000	64,889	57.9%
Subsidized SLE, Detox	320,000	244,068	76.3%
Pretrial Services	733,577	489,297	66.7%
Evaluation	413,999	177,837	43.0%
Administration	461,512	257,726	55.8%
Total	\$14,004,210	\$ 7,578,026	54.1%