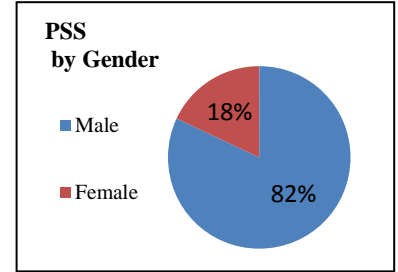
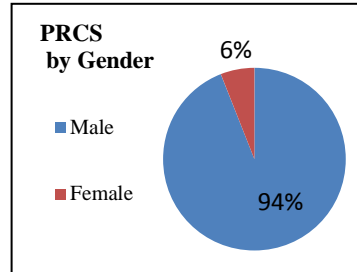
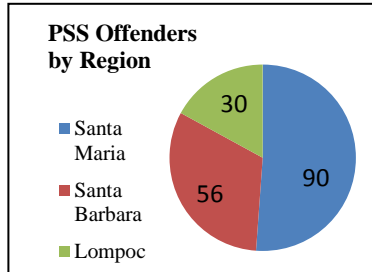
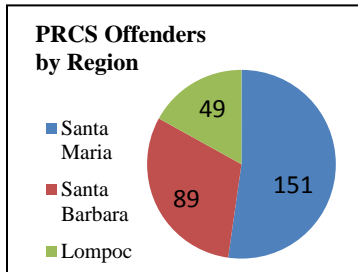


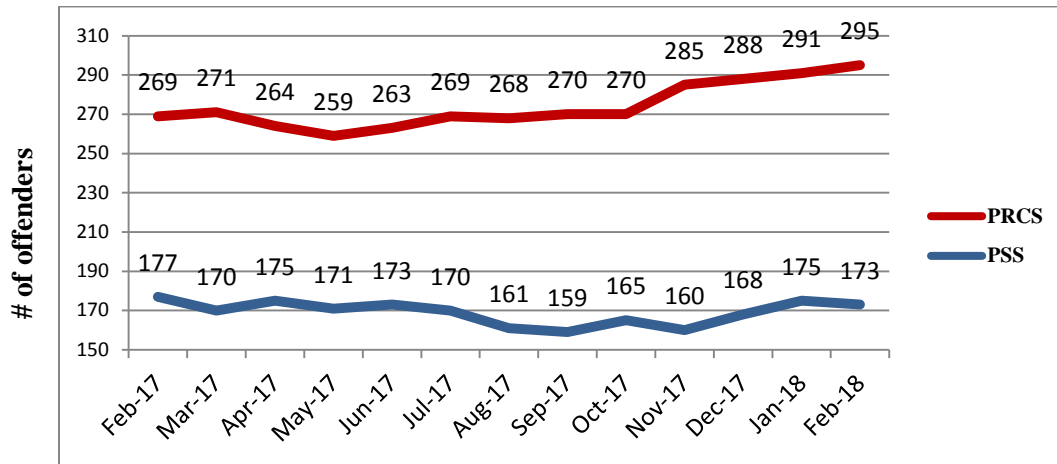
PROBATION		
# of PRCS		
Entered	Exited	Net
15	4	295
# of PSS (NX3)		
Entered	Exited	Net
1	0	173

SHERIFF			
Incarcerated Realigned Offenders			
	Custody	Alternative	Total
Sentenced	56	0	56
*PRCS/PSS	97	0	97
*Parole	13	0	13
<i>*Technical Violations Only</i>			
Total Planned Bed Days: 3346/Month (110 ADA)			
	Bed Days	% of Planned Bed Days	
Custody	3541	105.83%	
Alternative	204	6.10%	
Total	3745	111.92%	

COURTS		
# of NX3 Sentences		
	This Month	Last Month
Custody only	7	14
PSS	5	10
# of Individuals with Signed Waivers		
This Month	3	
Last Month	3	
# of PRCS Revocation Hearings		
This Month	11	
Last Month	7	



SUPERVISED REALIGNED OFFENDER POPULATION -12 MONTHS



FY 17-18 FINANCIAL STATUS			
		As of February 28, 2018	
		67% of Fiscal Year Elapsed	
Component	Budget	Expenditures	% of Funds Expended
Jail Custody	\$ 2,318,695	\$ 1,739,010	75.0%
Detention Alternatives	888,095	484,531	54.6%
Community Supervision	2,944,735	1,739,586	59.1%
Collaborative Efforts	1,275,005	663,153	52.0%
Mental Health	1,154,564	343,385	29.7%
Related Treatment	393,194	-	0.0%
Re-Entry Services	1,976,865	490,660	24.8%
Victim Services	52,637	31,040	59.0%
Subsidized SLE, Detox	320,000	122,325	38.2%
Pretrial Services	384,499	59,723	15.5%
Evaluation	276,522	74,554	27.0%
Administration	391,967	199,878	51.0%
Total	\$ 12,376,778	\$ 5,947,845	48.1%