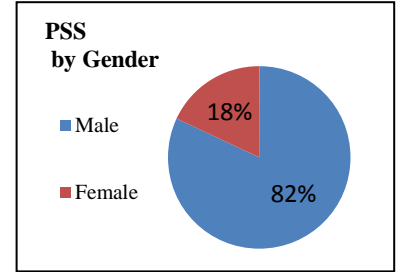
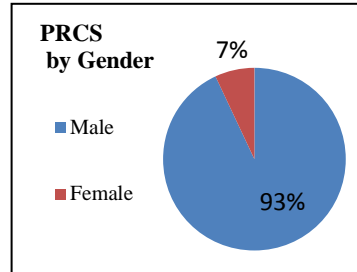
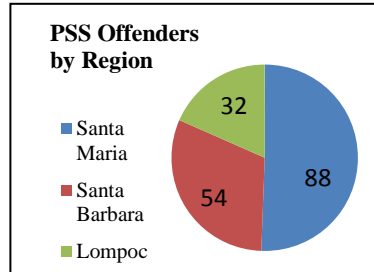
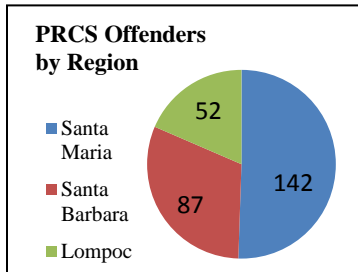


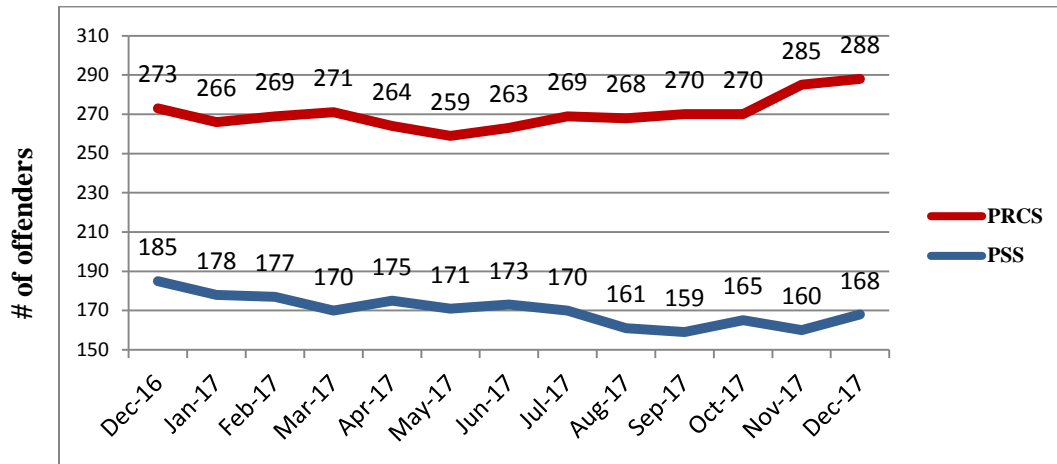
PROBATION		
# of PRCS		
Entered	Exited	Net
19	5	288
# of PSS (NX3)		
Entered	Exited	Net
7	8	168

SHERIFF			
Incarcerated Realigned Offenders			
	Custody	Alternative	Total
Sentenced	53	12	65
*PRCS/PSS	85	1	86
*Parole	7	0	7
<i>*Technical Violations Only</i>			
Total Planned Bed Days: 3346/Month (110 ADA)			
	Bed Days	% of Planned Bed Days	
Custody	3229	96.50%	
Alternative	217	6.49%	
Total	3446	102.99%	

COURTS		
# of NX3 Sentences		
	This Month	Last Month
Custody only	12	9
PSS	6	10
# of Individuals with Signed Waivers		
This Month	1	
Last Month	2	
# of PRCS Revocation Hearings		
This Month	5	
Last Month	7	



SUPERVISED REALIGNED OFFENDER POPULATION -12 MONTHS



FY 17-18 FINANCIAL STATUS			
As of December 31, 2017			
50% of Fiscal Year Elapsed			
Component	Budget	Expenditures	% of Funds Expended
Jail Custody	\$ 2,318,695	\$ 1,222,680	52.7%
Detention Alternatives	888,095	347,837	39.2%
Community Supervision	2,944,735	1,344,833	45.7%
Collaborative Efforts	1,275,005	475,927	37.3%
Mental Health	1,154,564	175,696	15.2%
Related Treatment	393,194	-	0.0%
Re-Entry Services	1,976,865	382,004	19.3%
Victim Services	52,637	18,933	36.0%
Subsidized SLE, Detox	320,000	95,455	29.8%
Pretrial Services	384,499	34,314	8.9%
Evaluation	276,522	50,887	18.4%
Administration	391,967	140,938	36.0%
Total	\$ 12,376,778	\$ 4,289,504	34.7%