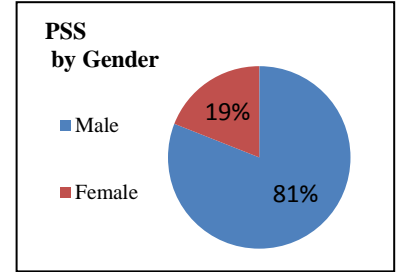
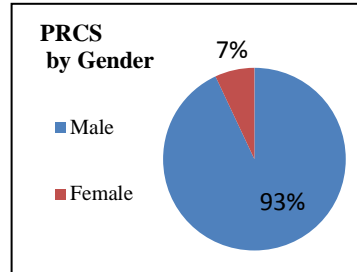
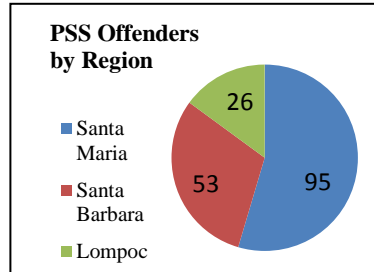
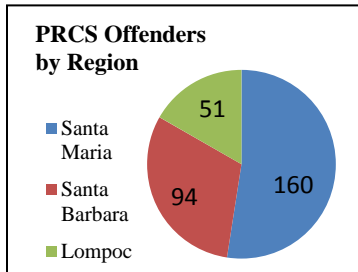


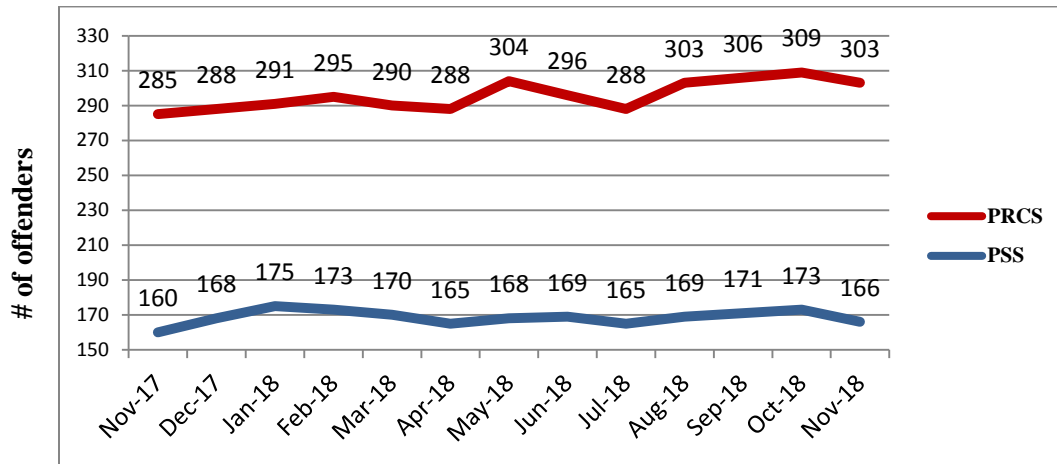
PROBATION		
# of PRCS		
Entered	Exited	Net
18	14	303
# of PSS (NX3)		
Entered	Exited	Net
1	4	166

SHERIFF			
Incarcerated Realigned Offenders			
	Custody	Alternative	Total
Sentenced	68	8	76
*PRCS/PSS	99	0	99
*Parole	12	0	12
<i>*Technical Violations Only</i>			
Total Planned Bed Days: 3346/Month (110 ADA)			
	Bed Days	% of Planned Bed Days	
Custody	3661	109.41%	
Alternative	212	6.34%	
Total	3873	115.75%	

COURTS		
# of NX3 Sentences		
	This Month	Last Month
Custody only	5	6
PSS	0	1
# of Individuals with Signed Waivers		
This Month	1	
Last Month	3	
# of PRCS Revocation Hearings		
This Month	6	
Last Month	4	



SUPERVISED REALIGNED OFFENDER POPULATION -12 MONTHS



FY 18-19 FINANCIAL STATUS			
As of November 30, 2018			
42% of Fiscal Year Elapsed			
Component	Budget	Expenditures	% of Funds Expended
Jail Custody	\$ 2,455,042	\$ 872,814	35.6%
Detention Alternatives	903,369	397,682	44.0%
Community Supervision	2,976,841	1,171,889	39.4%
Collaborative Efforts	1,308,209	395,857	30.3%
Mental Health	1,526,069	-	0.0%
Related Treatment	394,006	-	0.0%
Re-Entry Services	2,120,151	433,833	20.5%
Victim Services	54,612	16,427	30.1%
Subsidized SLE, Detox	320,000	75,056	23.5%
Pretrial Services	746,557	269,596	36.1%
Evaluation	388,056	32,186	8.3%
Administration	435,627	112,199	25.8%
Total	\$ 13,628,539	\$ 3,777,539	27.7%