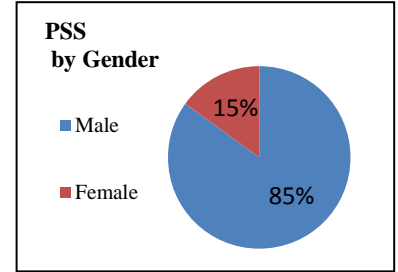
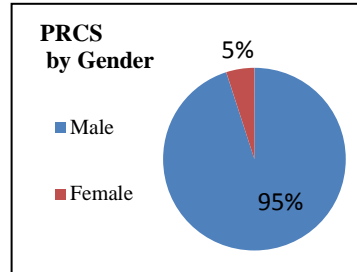
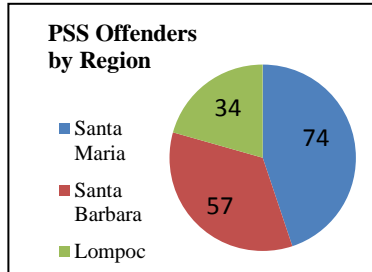
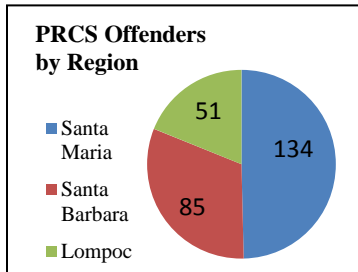


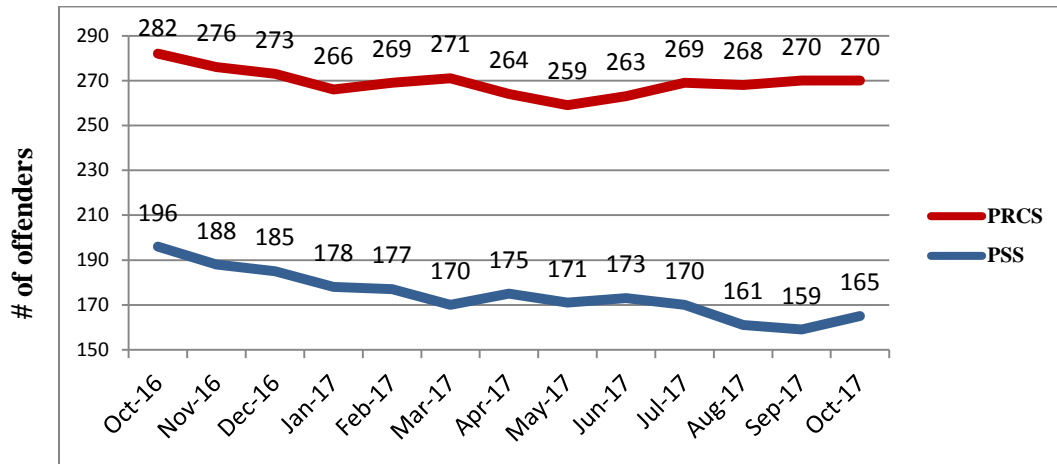
PROBATION		
# of PRCS		
Entered	Exited	Net
18	11	270
# of PSS (NX3)		
Entered	Exited	Net
1	2	165

SHERIFF			
Incarcerated Realigned Offenders			
	Custody	Alternative	Total
Sentenced	43	12	55
*PRCS/PSS	102	1	102
*Parole	11	0	11
<i>*Technical Violations Only</i>			
<b>Total Planned Bed Days: 3346/Month (110 ADA)</b>			
	Bed Days	% of Planned Bed Days	
Custody	3018	90.2%	
Alternative	320	9.26%	
Total	3328	99.46%	

COURTS		
# of NX3 Sentences		
	This Month	Last Month
Custody only	9	1
PSS	7	3
# of Individuals with Signed Waivers		
This Month	4	
Last Month	0	
# of PRCS Revocation Hearings		
This Month	6	
Last Month	18	



**SUPERVISED REALIGNED OFFENDER POPULATION -12 MONTHS**



FY 17-18 FINANCIAL STATUS			
As of October 31, 2017			
33% of Fiscal Year Elapsed			
Component	Budget	Expenditures	% of Funds Expended
Jail Custody	\$ 2,318,695	\$ 591,265	25.5%
Detention Alternatives	888,095	212,913	24.0%
Community Supervision	2,944,735	880,846	29.9%
Collaborative Efforts	1,275,005	343,034	26.9%
Mental Health	1,154,564	175,696	15.2%
Related Treatment	393,194	-	0.0%
Re-Entry Services	1,976,865	242,157	12.3%
Victim Services	52,637	18,933	36.0%
Subsidized SLE, Detox	320,000	32,780	10.2%
Pretrial Services	384,499	7,479	2.0%
Evaluation	276,522	22,246	8.0%
Administration	391,967	88,846	22.7%
<b>Total</b>	<b>\$ 12,376,778</b>	<b>\$ 2,616,195</b>	<b>21.1%</b>