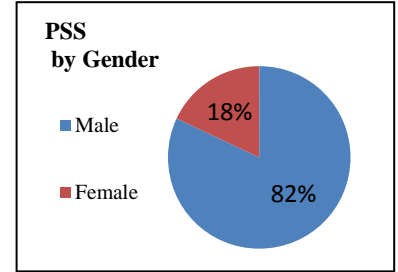
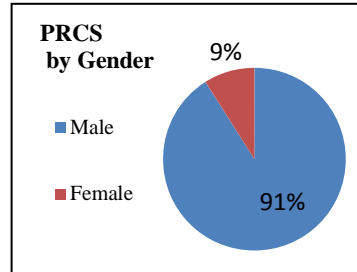
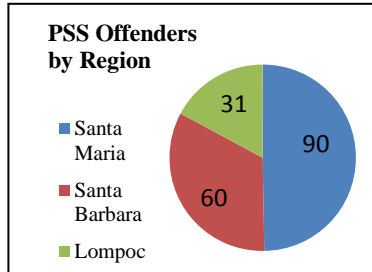
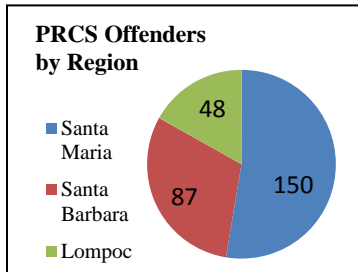


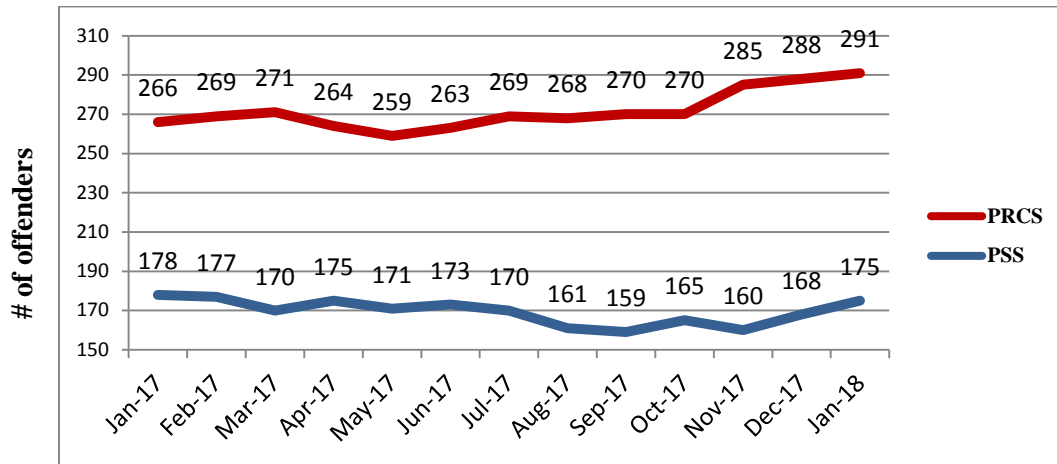
PROBATION		
# of PRCS		
Entered	Exited	Net
16	2	291
# of PSS (NX3)		
Entered	Exited	Net
4	7	175

SHERIFF			
Incarcerated Realigned Offenders			
	Custody	Alternative	Total
Sentenced	51	12	63
*PRCS/PSS	56	1	57
*Parole	1	0	1
<i>*Technical Violations Only</i>			
<b>Total Planned Bed Days: 3346/Month (110 ADA)</b>			
	Bed Days	% of Planned Bed Days	
Custody	3291	98.36%	
Alternative	217	6.49%	
Total	3508	104.84%	

COURTS		
# of NX3 Sentences		
	This Month	Last Month
Custody only	14	6
PSS	10	12
# of Individuals with Signed Waivers		
This Month	3	
Last Month	1	
# of PRCS Revocation Hearings		
This Month	7	
Last Month	5	



**SUPERVISED REALIGNED OFFENDER POPULATION -12 MONTHS**



FY 17-18 FINANCIAL STATUS			
		As of January 31, 2018	
		58% of Fiscal Year Elapsed	
Component	Budget	Expenditures	% of Funds Expended
Jail Custody	\$ 2,318,695	\$ 1,521,934	65.6%
Detention Alternatives	888,095	406,238	45.7%
Community Supervision	2,944,735	1,533,973	52.1%
Collaborative Efforts	1,275,005	591,458	46.4%
Mental Health	1,154,564	175,696	15.2%
Related Treatment	393,194	-	0.0%
Re-Entry Services	1,976,865	443,872	22.5%
Victim Services	52,637	31,040	59.0%
Subsidized SLE, Detox	320,000	103,015	32.2%
Pretrial Services	384,499	48,111	12.5%
Evaluation	276,522	63,642	23.0%
Administration	391,967	165,881	42.3%
<b>Total</b>	<b>\$ 12,376,778</b>	<b>\$ 5,084,860</b>	<b>41.1%</b>